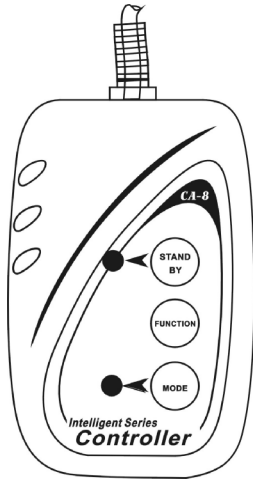
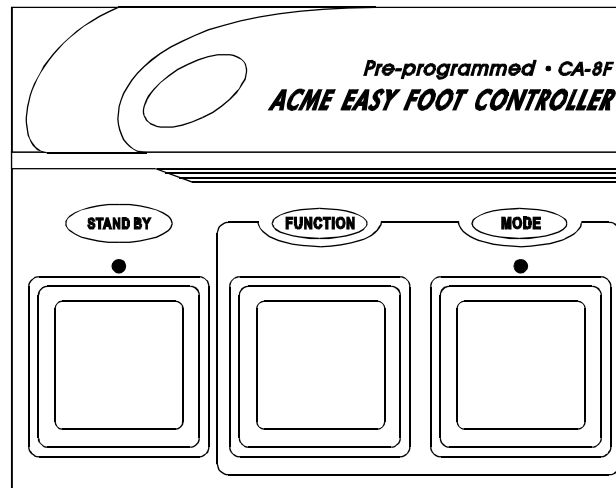


ACME Controller

CA-8&ca-8f




CA-8



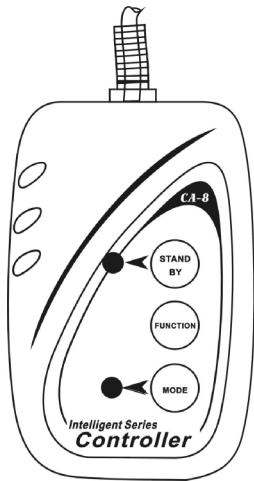
CA-8F

- I The Easy Controller provides additional wired remote functionality to designed for different lighting fixtures under Master/Slave linkage.
- I **Stand By:** To blackout the lighting fixtures.
- I **Mode** selection: Different run modes, e.g. fast/slow, audio/manual/auto, position, latch, etc., correspond to different functions.
- I **Function** selection: Implements a wide variety of effects, like strobe, X/Y moving pattern selection, gobo/ color changing, X/Y position setting, dimmer, etc. Functions vary with different fixtures.
- I Different lights have different modes and different functions which can be triggered by CA-8 (CA-8F) easy controller. Please refer to each lighting fixture's user manual for more details.
- I Dimension/Weight: 88X57X20mm/0.32kg (CA-8)
230X180X44mm/1.2kg(CA-8F)

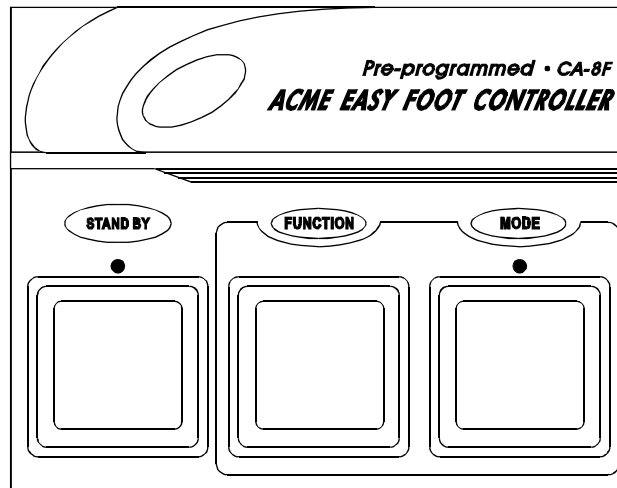


ACME Controller

CA-8&ca-8f



CA-8



CA-8F

- I The Easy Controller provides additional wired remote functionality to designed for different lighting fixtures under Master/Slave linkage.
- I **Stand By:** To blackout the lighting fixtures.
- I **Mode** selection: Different run modes, e.g. fast/slow, audio/manual/auto, position, latch, etc., correspond to different functions.
- I **Function** selection: Implements a wide variety of effects, like strobe, X/Y moving pattern selection, gobo/ color changing, X/Y position setting, dimmer, etc. Functions vary with different fixtures.
- I Different lights have different modes and different functions which can be triggered by CA-8 (CA-8F) easy controller. Please refer to each lighting fixture's user manual for more details.
- I Dimension/Weight: 88X57X20mm/0.32kg (CA-8)
230X180X44mm/1.2kg(CA-8F)