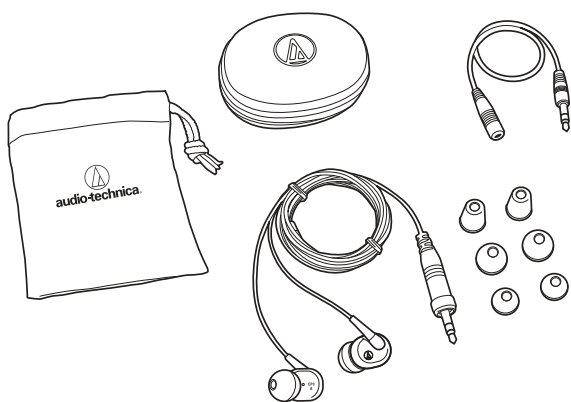
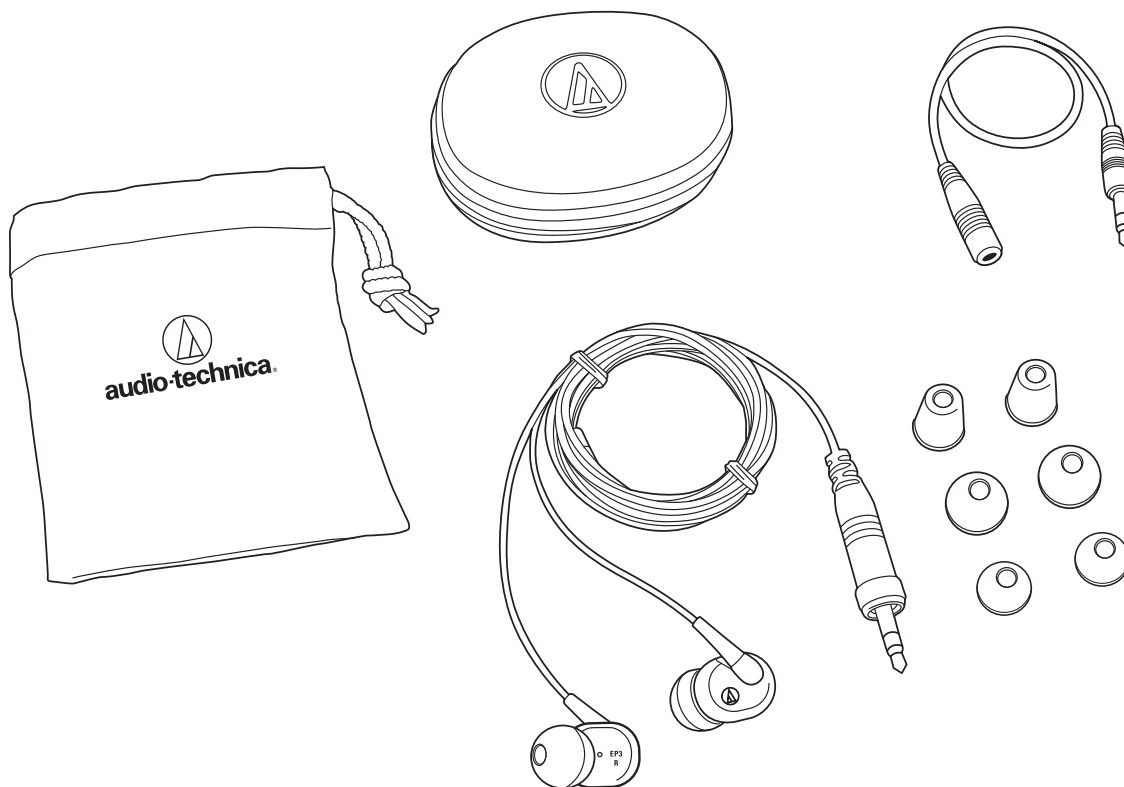


EP3 In-Ear Dynamic Headphones

wireless
wireless
wireless
wireless
wireless



EP3 In-Ear Dynamic Headphones



WARNING!

Please read these warnings before using your headphones. To ensure safety, observe all warnings while using this equipment.

- Do not disassemble or attempt to repair headphones.
- To prevent damage to your eardrums, never use the headphones at excessive volume levels. Listening to loud sounds for an extended period may cause temporary or permanent hearing loss.
- Do not store the headphones in direct sunlight, near heating devices or in hot, humid or dusty places.
- Do not subject the headphones to strong impact.
- Do not allow the headphones to become wet.

About EP3 In-Ear Dynamic Headphones

Thank you for purchasing Audio-Technica EP3 In-Ear Dynamic Headphones.

Read these instructions before using the headphones, and keep the manual for future reference.

Audio-Technica's EP3 In-Ear Dynamic Headphones are equipped with proprietary Audio-Technica dynamic drivers offering a full frequency response and richly detailed high-fidelity sound. The in-ear headphones come with three sizes of rubber flexible earpieces and universal-fit foam tips for custom fit, increased isolation and long-wearing listening comfort.

EP3 Features

- **High-fidelity sound** — Delivers an exceptionally pure audio signal
- **Ultra-compact design** — In-ear design is ideal for on-stage use
- **Sound isolation** — In-ear design forms an acoustic seal for isolation from background noise
- **Customized comfort** — Soft interchangeable earpieces (small, medium & large sizes, plus ear-conforming foam tips) provide a truly custom fit
- **Compact protective case** — Hard carrying case protects in-ear headphones & accessories
- **Soft pouch** — Protective pouch provides additional storage option
- **Adjustable Y cable** — 1.1 m (3.6') Y cable includes an adjustable sleeve for a secure, comfortable fit
- **Locking mini-plug** — Gold-plated stereo mini-plug with locking collar provides exceptional corrosion resistance, superb conductivity, secure connection
- **Extension cable/adaptor** — Includes a 25 cm (9.8") extension cable with a 3.5 mm mini-plug suitable for use with MP3 and other portable players

Included Accessories

- Detachable 25 cm (9.8") extension cable/adaptor with gold-plated 3.5 mm (1/8") stereo mini-plug and jack
- Protective hard carrying case
- Soft pouch
- Replaceable earpieces (Small, Medium and Large)
- Ear-conforming foam tips

Selecting your replaceable earpieces and checking fit of the earphones

Medium-sized rubber earpieces are attached to the earphones at shipment. If these do not fit your ears, replace them with the Small or the Large earpieces. It is important to have the correct and comfortable fit; an incorrect fit will degrade the audio function of your headphones.

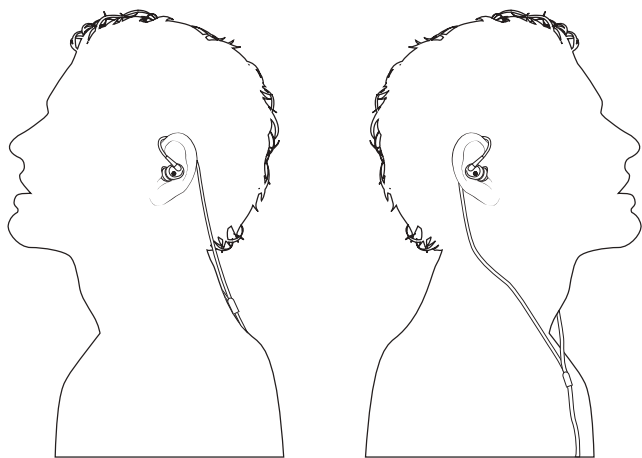
Using your in-ear headphones

1. Connect the headphone cable to the extension cable/adapter if needed, making certain the plug is firmly seated. (Use extension cable/adapter with 3.5 mm stereo mini-plug to connect to MP3, CD player, DVD player, computer, and other audio devices equipped with a 3.5 mm output jack.)
2. Connect the headphone cable (or extension cable) to the headphone jack of your audio device.
3. Wear the left earphone (marked L) in your left ear, and the right earphone (marked R) in your right ear. Insert the earpiece on the earphone into your ear so it fits snugly and comfortably. If fit is not correct, please see **Selecting your replaceable earpieces** above. Do not push beyond the ear canal opening.



Warning: Do not push the earphone sleeve beyond the ear canal opening.

4. Wear the headphones over the ear with the Y cable toward the front or back. Use the adjustable sleeve to tighten the cable.



5. Turn on your audio device. (Volume should be set at a low level at first; adjust as necessary on audio device.) Check to make certain the headphones fit correctly and that there is a good seal between the ear canal and the rubber earpiece on your earphone; see **Selecting your replaceable earpieces** above.

After using your in-ear headphones

- After you have finished using your in-ear headphones, store them in included protective carrying case.
- To clean the earphones, wipe with a clean, soft cloth. Do not use solvents.
- For periodic cleaning of earpieces, remove from earphones and wash with warm water. Make certain earpieces are completely dry before reinstalling on earphones. Check for any obstructions.
- Earpieces will wear over time. Replacement earpieces are available from Audio-Technica dealers.

Specifications*

Type	Dynamic
Driver Diameter	11.5 mm
Frequency Response	18 – 18,000 Hz
Sensitivity	100 dB/mW
Impedance	32 ohms
Weight (without cable)	5 g (0.18 oz)
Cable	110 cm (3.6'), Y-type
Connector	3.5 mm TRS stereo with locking collar
Accessories	Extension cable/adapter with 3.5 mm connector; protective hard carrying case; soft pouch; interchangeable earpieces (S,M,L); ear-conforming foam tips

*Specifications are subject to change without notice.



Audio-Technica U.S., Inc.

1221 Commerce Drive, Stow, Ohio 44224 USA +1 (330) 686-2600

Audio-Technica Limited

Old Lane, Leeds LS11 8AG England +44 (0) 113 277 1441

Audio-Technica (Greater China) Limited

Unit K, 9/F, Kaiser Est. (Ph.2) 51 Man Yue St. Kowloon, HK.

+852-2356-9268

Audio-Technica (S.E.A.) Pte. Ltd.

623 Aljunied Road, #04-10, Aljunied Industrial Complex, Singapore 389835

+65-6749-5686

Audio-Technica Taiwan Co., Ltd.

25-28 Colin, Chungli-city, Taoyuan-county, Taiwan 32050, R.O.C.

+886-3-498-5831

Audio-Technica Corporation

2206, Naruse Machida, Tokyo Japan

www.audio-technica.com

©2008 Audio-Technica U.S., Inc.

Printed in U.S.A. Imprimé aux E.U. Impreso en EE. UU.

P52057