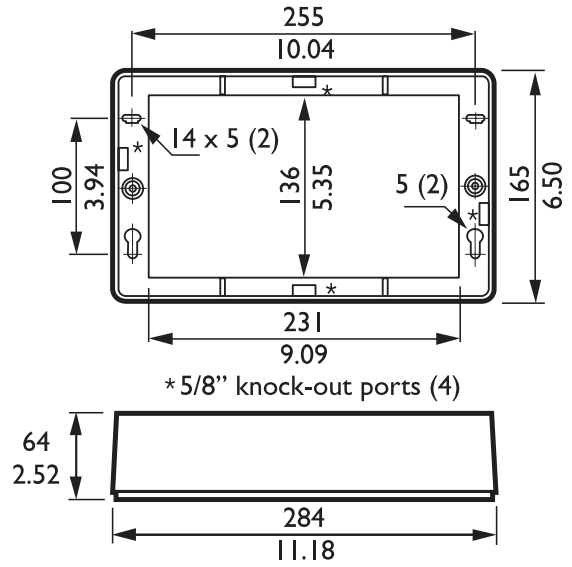
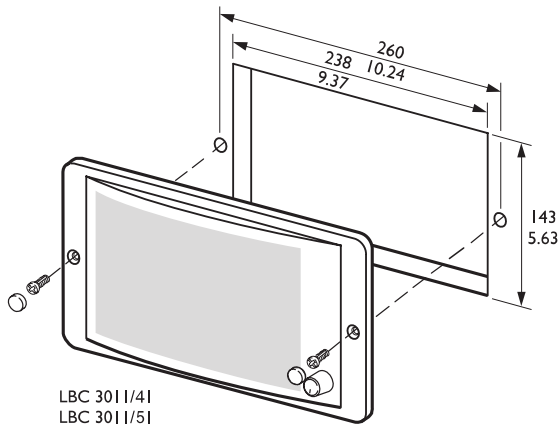




3012/01 Mounting Box for Surface Mounting

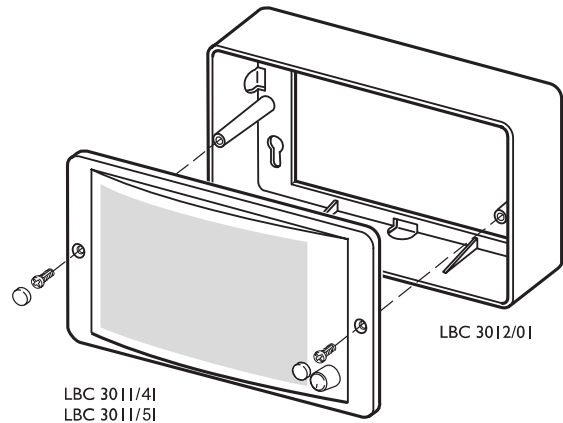


Dimensions (in mm and inch)



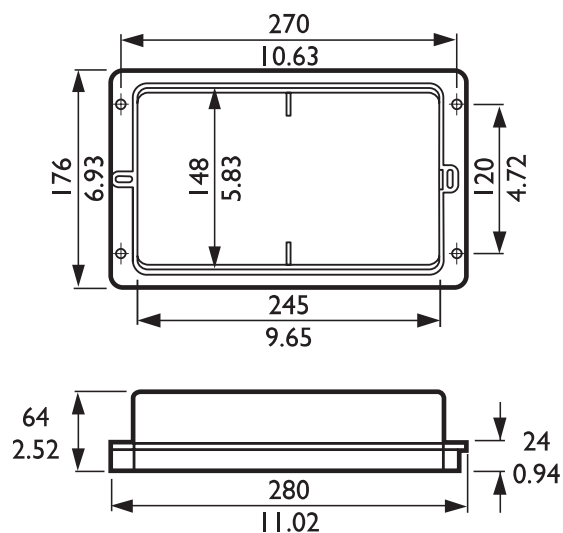
Recessed mounting in walls and ceilings

Two mounting boxes are available for surface mounting onto hard surfaces or flush-mounting into non-cavity walls. The LBC 3012/01 accommodates the panel loudspeaker for a self-contained unit for surface mounting.

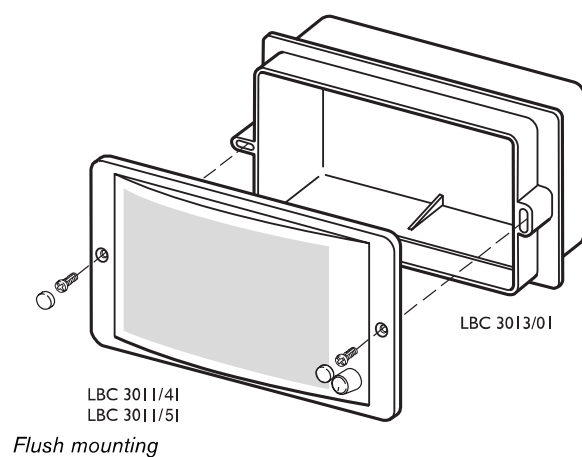


Surface mounting


3013/01 Mounting Box for Flush Mounting



Dimensions (in mm and inch)



Flush mounting



Mechanical LBC 3012/01

Dimensions	165 x 284 x 64 mm
(H x W x D)	(6.49 x 11.18 x 2.52 inch)
Color	white (RAL 9010)
Weight	238 g (8.40 oz)

Mechanical LBC 3013/01

Dimensions	176 x 280 x 64 mm
(H x W x D)	(6.49 x 11.18 x 2.52 inch)
Color	white (RAL 9010)
Weight	307 g (10.83 oz)

*) Technical performance data acc. to IEC 60268-5

Ordering Information

Model & Description

LBC 3012/01 Surface Mounting Box

LBC 3013/01 Flush Mounting Box