

Technology advanced perfect for  
classrooms and corporate boardrooms.



## Key Features

- WXGA 1280 x 800 resolution
- 5,200 ANSI lumens white/color output
- 10000:1 contrast ratio
- 4,000 hours lamp life (Standard mode)
- 6,000 hours lamp life (Eco mode)\*
- 10,000 hours hybrid filter\*\*
- Seamless Design
- Edge Blending & Warping
- HDCR / Accentualizer / Image Optimizer
- Convenient Networking / Wireless Capability
- Smart Device Control
- HDBaseT
- HDMI-Out

As part of Hitachi's Installation Series, the CP-WX5505 combines WXGA 1280 x 800 resolution with super-bright 5,200 ANSI lumens white/color light output for a stunning visual achievement. It can transform classrooms, lecture halls, and auditoriums into true learning centers. The CP-WX5505 is easily stackable which enables you to place one projector on top of another to project the same image from both onto a screen for added brightness. Incorporating Hitachi's leading-edge technology, the CP-WX5505 features an image-enhancing combination of Accentualizer, High Dynamic Contrast Range (HDCR) and Image Optimizer, all of which contribute to the overall visual experience. Plus, Hitachi's Intelligent Eco and Saver Modes with ImageCare combines optimal picture performance with maximum energy savings for a lower cost of ownership. For added peace of mind, Hitachi's CP-WX5505 is also backed by a generous warranty and our world-class service and support programs.

# CP-WX5505

## UNIQUE FEATURES

### Accentualizer

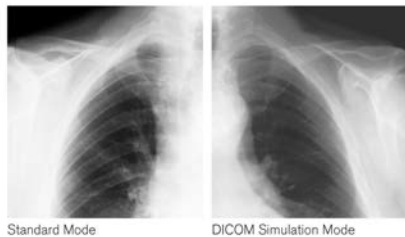
Hitachi original technology makes pictures look more real by enhancing sharpness, gloss and shade to make pictures as clear as pictures on a flat-panel device. You can also adjust the effects by three levels according to your surroundings so that the colors of projected images are the actual colors of the objects they represent.



### DICOM® Simulation Mode

The DICOM (Digital Imaging and Communications in Medicine) Simulation Mode projects grayscale images which approximate DICOM Part 14 specifications. This mode is ideal for viewing grayscale medical images, such as X-rays, for training and educational purposes.

The projectors have a DICOM (Digital Imaging and Communications in Medicine) Simulation Mode. This mode simulates the DICOM standard, which is a standard applicable to digital communications in medicine, and is useful for displaying medical images such as X-rays. These projectors are not medical devices and are not compliant with the DICOM standard, and neither the projector nor the DICOM Simulation Mode should be used for medical diagnosis. Comparison photos are simulations.




### Edge Blending

Projectors are equipped with the Edge Blending function that achieves the seamless projection of one image using multiple projectors. The 5000 series comes with various blending functions that meet the level users are looking for.

**Instant blending:** Easily perform blending processing without the use of any special equipment.

**Automatic blending:** Use a camera and quickly perform high precision blending processing automatically. *Requires installation of a specialized application to your computer.*




HI0448-02/16-Rev.2  
 All specifications subject to change without notice.  
 3LCD and the 3LCD logo are registered trademarks of the Seiko Epson Corporation.  
 iPad and iPhone are registered trademarks of Apple Inc., registered in the U.S. and other countries.  
 ©2016 Hitachi America, Ltd. All Rights Reserved.

Hitachi Australia Pty. Ltd.

Toll Free: 1800 HITACHI • Email: dps@hitachi.com.au  
 Web: www.hitachi.com.au/dps

### Warping

Warping is possible from your computer by using the specialized application. Projection is possible on spherical surfaces and surfaces with corners, as well as conventional flat screens.




### HDCR (High Dynamic Contrast Range)

When average projectors are used in bright rooms, the darker colors of an image deteriorate and images become unclear. Using this function, blurred images caused by room lighting or outside light sources are corrected, and an effect similar to increasing contrast occurs. This results in clear images even in bright rooms.



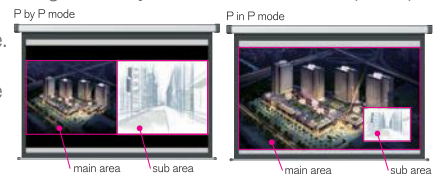
### Image Optimizer

The Image Optimizer automatically adjusts HDCR and Accentualizer to improve visibility as lamp brightness dims over time.



### Picture by Picture and Picture in Picture

Images from two input signals at the same time. Picture by Picture (P by P) enables you to compare two images side by side. Picture in Picture (P in P) enables you to display one image within another image. These functions are handy when you need to compare two sets of data or other material.



## STANDARD FEATURES

**Easily Stackable:** Using the lens shift and the perfect fit you can easily stack two units for two times the light output.

**V/H Lens Shift:** For ease of installation, V/H Lens Shift allows you to move the image without having to physically move the projector

**HDMI-Out:** When sharing content on multiple screens by multiple projectors, HDMI-Out is used to bring the content signal from one projector to another.

**Network Control, Maintenance and Security:** Embedded networking gives you the ability to manage and control multiple projectors over your LAN. Features include scheduling of events, centralized reporting, image transfer and e-mail alerts for reactive and routine maintenance.

**Perfect Fit:** Enables the user to adjust individual corners and sides independent of one another. Perfect Fit provides vertical and horizontal digital correction of either barrel or pin cushion distortions. This feature helps correct geometric and complicated distortions. Perfect Fit allows the projected image to fit correctly to the screen quickly and easily.

**Picture Shift:** Enables the user to fit or align contents to the screen by shifting the content area vertically.

**PJMessenger:** PJMessenger function allows you to send and display text messages and audio alerts on your networked projectors. It is an easy and efficient way to send announcements out to multiple units.

**Projector Quick Connection App For Mobile Devices:** Our iOS application offers full projector control and also provides the capability to display photos, document files and web site contents. Available for iPad®, iPhone® and Android devices. Works over your LAN via your RJ-45 port or via an optional USBWL11N wireless adapter.

**Wireless Presentation Compatible:** Connect the projector to a computer or your network using the optional USB wireless adapter (part number USBWL11N). The adapter supports IEEE802.11b/g and the latest 11n.



Front View



Top View



Rear View



Stackable




Left Side Profile




Right Side Profile

## Input/Outputs



- |                 |                              |                       |
|-----------------|------------------------------|-----------------------|
| 1. HDBaseT      | 7. Monitor Out               | 13. Remote Control In |
| 2. HDMI Out     | 8. USB Type A (For Wireless) | 14. Control (RS-232C) |
| 3. Computer In  | 9. LAN                       | 15. Video             |
| 4. HDMI 1 / MHL | 10. Audio Out                | 16. Audio in (L/R)    |
| 5. Audio In 1   | 11. AC Power                 | 17. Kensington Lock   |
| 6. HDMI 2       | 12. Remote Control Out       |                       |



# CP-WX5505

HI0448-02/16-Rev.2  
All specifications subject to change without notice.  
3LCD and the 3LCD logo are registered trademarks of the Seiko Epson Corporation.  
iPad and iPhone are registered trademarks of Apple Inc., registered in the U.S. and other countries.  
©2016 Hitachi America, Ltd. All Rights Reserved.

## Accessories and Lenses

<b>Supplied Accessories</b>	Remote control, power cord, computer cable, AA batteries x2, lens cover, adapter cover, security label, user's manual CD, user's manual, application CD
<b>Optional Accessories</b>	Wireless adapter (USBWL11N), Wired remote HL03131
<b>Replacement Parts</b>	
<b>Lamp</b>	DT01931
<b>Remote Control</b>	HL03037
<b>Filter</b>	UX41161

## Projection Throw Chart (In Meters and Inches)

Screen Size 16:10      Throw Distance

Diagonal	Width	Min	Max
0.76m (30")	0.64m (25")	0.81m (32")	1.37m (54")
1.52m (60")	1.30m (51")	1.75m (69")	2.87m (113")
2.03m (80")	1.73m (68")	2.36m (93")	3.86m (152")
2.54m (100")	2.16m (85")	2.97m (117")	4.85m (191")
5.08m (200")	4.32m (170")	6.02m (237")	9.78m (385")
7.62m (300")	6.45m (254")	9.09m (358")	14.73m (580")

Throw Ratio: 1.4 - 2.3 : 1 (distance : width)

## Specifications

<b>Display</b>	<b>Projection Technology</b>	3LCD, 3 chip technology
	<b>Resolution</b>	WXGA 1280 x 800
	<b>White Light Output</b>	5,200 ANSI lumens
	<b>Color Light Output</b>	5,200 ANSI lumens
	<b>Colors</b>	16.7 million colors
	<b>Aspect Ratio</b>	Native 16:10 / 4:3, 14:9 and 16:9 compatible
	<b>Contrast Ratio</b>	10000 : 1 (using active IRIS)
<b>Lens &amp; Operation</b>	<b>Throw Ratio</b> (distance : width)	1.4 - 2.3 : 1
	<b>Focus Distance</b>	32" - 580"
	<b>Display Size</b>	30" - 300"
	<b>Lens</b>	F = 1.65 - 2.15, x 1.6 manual zoom, focus & lens shift
	<b>Lamp Wattage</b>	300W
	<b>Expected Lamp Life*</b>	Approximately 4,000 hours (standard mode) 6,000 hours (Eco mode)
	<b>Expected Filter Life**</b>	Approximately 10,000 hours
<b>Compatibility</b>	<b>Speaker Output</b>	16W
	<b>Keystone</b>	H and V: +/- 30°
	<b>Computer</b>	VGA, SVGA, XGA, WXGA, WXGA+/SXGA/SXGA+/WSXGA+/UXGA/WUXGA, MAC 16"
	<b>H-Sync</b>	15 kHz - 106 kHz
	<b>V-Sync</b>	50 Hz - 120 Hz
	<b>Component Video</b>	NTSC, NTSC4.43, PAL, PAL-M, -N, SECAM
	<b>Composite Video</b>	480i, 480p, 576i, 720p, 1080i, 1080p
<b>Connectors</b>	<b>HDMI</b>	480i, 480p, 576i, 720p, 1080i, 1080p, Computer signal TMDS clock 27 MHz - 150 MHz
	<b>Digital Input</b>	HDMI x 2, HDBaseT x 1
	<b>HDMI Output</b>	HDMI x 1
	<b>Computer Input</b>	15-pin mini D-sub x 1
	<b>Computer Monitor Output</b>	15-pin mini D-sub x 1
	<b>Video Input</b>	
	S-Video	N/A
	Composite Video	RCA jack x 1
	Component Video	15-pin mini D-sub x 1 (shared with computer In 1)
	<b>Audio Input</b>	3.5 mm stereo mini jack x 1, RCA jack (L/R) x 1
	<b>Audio Output</b>	3.5 mm stereo mini jack x 1
	<b>Network LAN Wired</b>	RJ-45 port (10 base-T / 100 base-TX)
	<b>Network LAN Wireless</b>	USB-A, IEEE802.11 b/g/n - optional wireless adapter required
<b>Ratings &amp; Warranty</b>	<b>HDBaseT</b>	RJ-45 port x 1
	<b>USB</b>	Type A x 1 (wireless network)
	<b>Control Terminals</b>	9-pin D-sub x 1 (RS-232 control)
	<b>Power Supply</b>	AC 100-120V/220-240V, 50/60Hz
	<b>Power Consumption</b>	440W / 420W
	<b>Operating Temperature</b>	Normal mode : 0-35°C Eco mode : 0-40°C
	<b>Dimensions (W x D x H)</b>	460x334x138mm (excluding protruding parts)
<b>Weight</b>	Approximately 6.8kg	
<b>Approvals</b>	RCM class A (AU/ NZ), UL New Zealand (AU/ NZ)	
<b>Warranty</b>	3 year limited parts and labor	

\* Actual lamp life will vary by individual lamp and based on environmental conditions, selected operating mode, user settings and usage. Hours of average lamp life specified are not guaranteed and do not constitute part of the product or lamp warranty. Lamp brightness decreases over time.

\*\* Actual filter life will vary by individual filter and based on environmental conditions, selected operating mode, user settings and usage. Hours of average filter life specified are not guaranteed and do not constitute part of the product warranty.

HI0448-02/16-Rev.2

All specifications subject to change without notice.

3LCD and the 3LCD logo are registered trademarks of the Seiko Epson Corporation.

iPad and iPhone are registered trademarks of Apple Inc., registered in the U.S. and other countries.

©2016 Hitachi America, Ltd. All Rights Reserved.

Hitachi Australia Pty. Ltd.

Toll Free: 1800 HITACHI • Email: dps@hitachi.com.au

Web: www.hitachi.com.au/dps

# CP-WX5505

