



MRX515

15" High-Power, Two-Way Speaker

Key Features:

- ▶ Lightweight and high-power
- ▶ 15" Differential Drive® woofer for high-power capacity and very lightweight
- ▶ 1.5" annular polymer diaphragm compression driver
- ▶ 70° x 70° coverage
- ▶ Dual-angle pole socket for applications requiring tripod mounting.
- ▶ Heavy Duty 16 gauge protective screen backed steel grille
- ▶ Tough DuraFlex™ enclosure finish

Applications:

- ▶ Reinforcement of music and speech in entertainment, live or pre-recorded applications
- ▶ High-performance satellite speaker for use with subwoofers

The MRX515 is high-power, lightweight two-way loudspeaker system offering a very high level of performance from a speaker that can be placed on a pole or standard speaker tripod stand. The MRX515 is comprised of a 380 mm (15 in) 265H Differential Drive® woofer which handles 400 watts (continuous) yet the entire system weighs only 19.5 kg (43 lbs). For the high frequencies, the 2408H 37.5 mm (1.5 in) annular polymer diaphragm, neodymium compression driver is mounted to a 70° x 70° horn.

For use on a tripod or over a subwoofer, JBL's dual angle pole mount is included. This feature allows the speaker to be mounted in a vertical position or with a 10° down tilt for optimum audience coverage.

The enclosure is constructed of quality plywood and coated in JBL's rugged DuraFlex™ finish. The attractive CNC-machined, 16-gauge steel grille wraps around the sides of the enclosure. The grilles are internally lined with an acoustically transparent screen to provide additional driver protection and give a very professional appearance.



Specifications:

Frequency Range (-10 dB):	52 Hz -20 kHz
Frequency Response (±3 dB):	65 Hz - 20 kHz
Coverage Pattern:	70° x 70° nominal
Crossover Mode:	Passive
Crossover Frequency:	1.7 kHz
Power Rating:	400 W/ 800 W/ 1600 W, 2 hrs ¹
(Continuous/Program/Peak)	350 W/ 700W/1400 W, 100 hrs ¹
Maximum SPL:	124 dB SPL continuous (130 dB SPL peak) ²
System Sensitivity (1w @ 1m):	98 dB SPL
LF Driver:	1 x JBL 265H 380 mm (15 in) Differential Drive® woofer
HF Driver:	1 x JBL 2408H 37.5 mm (1.5 in) annular polymer diaphragm, neodymium compression driver
Nominal Impedance:	8 ohms
Enclosure:	Trapezoidal, 15/18mm, plywood
Suspension / Mounting:	Dual angle (0° or -10°) 35 mm pole socket
Transport:	2 x die-cast handles with backing cup
Finish:	Black DuraFlex™ finish
Grille:	Powder coated, black, 16 gauge perforated steel with acoustically transparent black screen backing.
Input Connectors:	Neutrik® Speakon® NL-4 (x2)
Dimensions (H x W x D):	700 mm x 435 mm x 470 mm (27.25 in x 17.5 in x 18.5 in)
Net Weight:	19.5 kg (43 lb)
Optional Accessories:	SS2-BK: Tripod speaker stand SS3-BK: Satellite speaker stand

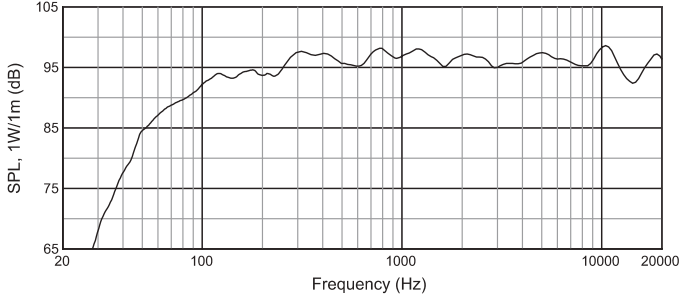
¹ IEC standard, full bandwidth pink noise with 6 dB crest factor for specified period

² Calculated based on power rating and sensitivity

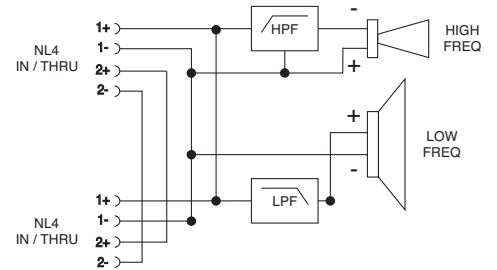
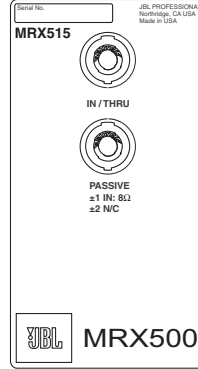
JBL continually engages in research related to product improvement. Some materials, production methods and design refinements are introduced into existing products without notice as a routine expression of that philosophy. For this reason, any current JBL product may differ in some respect from its published description, but will always equal or exceed the original design specifications unless otherwise stated.

► MRX515 15" High-Power, Two-Way Speaker

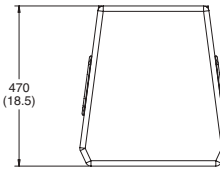
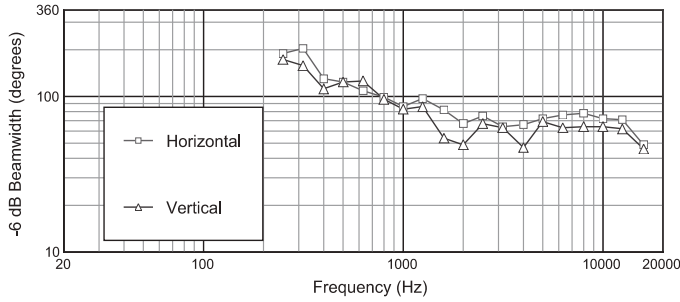
Frequency Response:



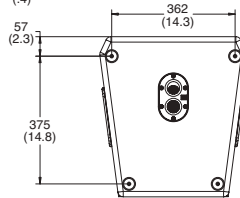
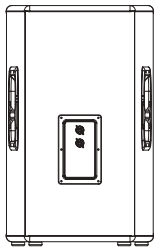
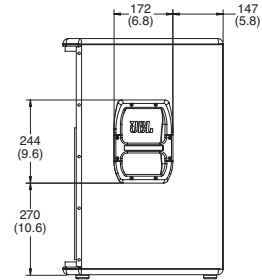
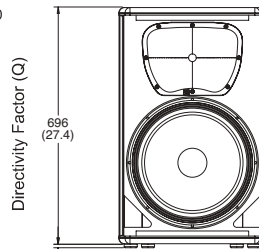
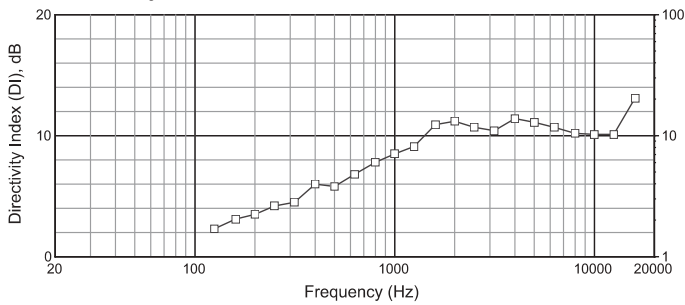
Block Diagram:



Beamwidth:



Directivity Index:



Dimensions in mm (in)



JBL Professional
8500 Balboa Boulevard, P.O. Box 2200
Northridge, California 91329 U.S.A.

■ A Harman International Company
© Copyright 2006 JBL Professional

SS MRX515
CRP 5M
03/06