



# MRX525

## Dual 15" High-Power, Two-Way Speaker

### Key Features:

- ▶ Lightweight and high-power
- ▶ Dual 15" Differential Drive® woofers for high-power capacity and extended LF performance
- ▶ 1.5" annular polymer diaphragm compression driver
- ▶ 70° x 70° coverage
- ▶ Heavy Duty 16 gauge protective screen backed steel grille
- ▶ Tough DuraFlex™ enclosure finish

### Applications:

- ▶ Live sound reinforcement for vocals and musical instruments
- ▶ High-level music playback

The MRX525 is an excellent choice when the application calls for high performance and simplicity. A pair of MRX525s and a single, high-power amplifier is a complete sound system capable of reinforcing bass and kick drum or playing high-level music in clubs and other venues.

The MRX525 is comprised of two 380 mm (15 in) 265H Differential Drive® woofers with combined power handling of 800 watts (continuous). For the high frequencies, 2408H 37.5 mm (1.5 in) annular polymer diaphragm, neodymium compression driver is mounted to a 70° x 70° horn. The 70° coverage angle of the MRX525 is wide enough to provide coverage of an audience when used one-per-side yet narrow enough to allow splaying of multiple enclosures without excessive coverage overlap.

The enclosure is constructed of quality plywood and coated in JBL's rugged DuraFlex™ finish. The attractive CNC-machined, 16-gauge steel grille wraps around the sides of the enclosure. The grilles are internally lined with an acoustically transparent screen to provide additional driver protection and give a very professional appearance.



### Specifications:

Frequency Range (-10 dB):	40 Hz - 20 kHz
Frequency Response (±3 dB):	57 Hz - 20 kHz
Coverage Pattern:	70° x 70° nominal
Crossover Mode:	Passive
Crossover Frequency:	1.8 kHz
Power Rating:	800 W / 1600 W / 3200 W, 2 hrs <sup>1</sup>
(Continuous / Program / Peak)	700 W / 1400 W / 2800 W, 100 hrs <sup>1</sup>
Maximum SPL:	129 dB SPL continuous (135 dB SPL peak) <sup>2</sup>
System Sensitivity (1w @ 1m):	100 dB SPL
LF Driver:	2 x JBL 265H 380 mm (15 in) Differential Drive® woofers
HF Driver:	1 x JBL 2408H 37.5 mm (1.5 in) annular polymer diaphragm, neodymium compression driver
Nominal Impedance:	4 ohms
Enclosure:	Trapezoidal, 15/18mm, plywood
Suspension / Mounting:	N/A
Transport:	2 x die-cast handles with backing cup
Finish:	Black DuraFlex™ finish
Grille:	Powder coated, black, 16 gauge perforated steel with acoustically transparent black screen backing.
Input Connectors:	Neutrik® Speakon® NL-4 (x2)
Dimensions (H x W x D):	1240 mm x 535 mm x 460 mm (48.75 in x 21.0 in x 18.0 in)
Net Weight:	38.2 kg (84 lb)

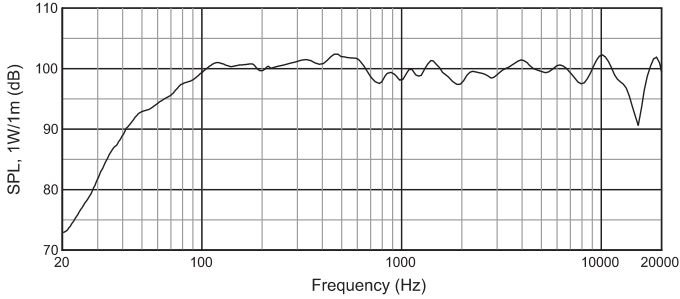
<sup>1</sup> IEC standard, full bandwidth pink noise with 6 dB crest factor for specified period

<sup>2</sup> Calculated based on power rating and sensitivity

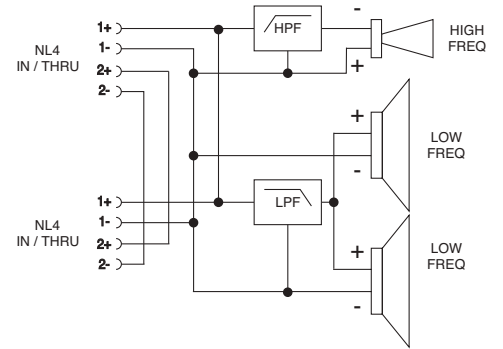
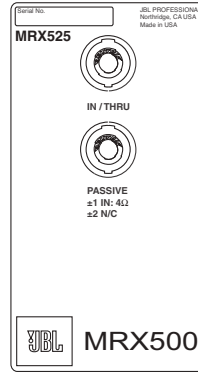
JBL continually engages in research related to product improvement. Some materials, production methods and design refinements are introduced into existing products without notice as a routine expression of that philosophy. For this reason, any current JBL product may differ in some respect from its published description, but will always equal or exceed the original design specifications unless otherwise stated.

# ► MRX525 Dual 15" High-Power, Two-Way Speaker

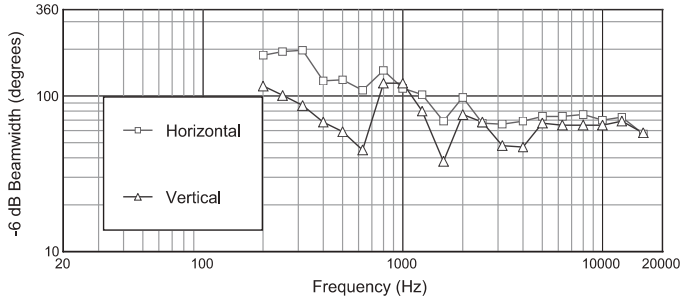
## Frequency Response:



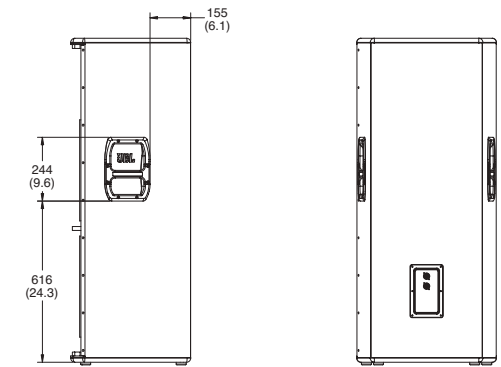
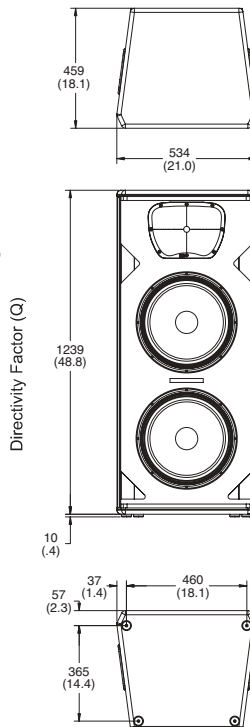
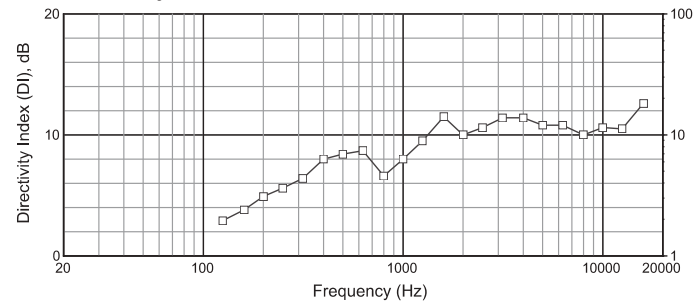
## Block Diagram:



## Beamwidth:



## Directivity Index:



Dimensions in mm (in)



JBL Professional  
8500 Balboa Boulevard, P.O. Box 2200  
Northridge, California 91329 U.S.A.

■ A Harman International Company  
© Copyright 2006 JBL Professional

SS MRX525  
CRP 5M  
03/06