

Professional Series

Features:

- ▶ Maximum SPL 134 dB peak
- ▶ Dual purpose enclosure for both front-of house and floor monitor applications
- ▶ Eight M10 fly points for horizontal or vertical suspension. One M10 pull-back point.
- ▶ Optimized EQ for monitor or front-of-house applications
- ▶ 305 mm (12 in) Differential Drive® dual voice-coil and magnetic gap, neodymium woofer
- ▶ 37.5 mm (1.5 in) annular polymer diaphragm, neodymium, compression driver
- ▶ 1000 Watt (Dual 500 watt) Class-D, Crown® amplifier.
- ▶ DSP input section, crossover, dynamic limiting, component optimization, selectable system EQ
- ▶ Professional XLR line and ¼ in Mic/Instrument inputs, with loop-through.
- ▶ Dual socket pole mount with (angle) down-tilt.

Application:

PRX612M is the most compact and versatile speaker in the PRX600 Series. It has been designed to deliver maximum performance for its weight and size as both a stage monitor and a front-of-house main PA. Two user selectable EQ settings are provided to optimize the system for either application. With a dual socket pole mount, the PRX612M is a perfect match with a PRX618S subwoofer, offering a high performance self-powered sub/sat system.

The PRX615M is comprised of a 305 mm (12 in) 262F-1 Differential Drive® woofer, a 2408H-1, 37.5 mm (1.5 in) annular polymer diaphragm, neodymium compression driver mounted to a 90° by 50° horn, all driven by 1000 watt (dual 500 watt) Crown® Class-D digital power amplifier. A proprietary DSP chip is at the core of a fully featured input section, providing user selectable system EQ, protection, input sensitivity selection, cross-over functionality, dynamic limiting and discrete component optimization.

The amplifier input panel offers XLR or ¼ in jack compatibility and a sensitivity switch provides extra flexibility, making it possible to connect literally any sound source without using a mixer. Signal present and limiter lights indicate the system status and assist in setting the optimum level, via the level control knob.

All PRX600 cabinets are built from a combination of 25 mm (on the top and bottom for added rigidity) and 18 mm, strong, lightweight poplar plywood made structurally sound with tongue and groove joints. All PRX600 Series cabinets are protected by JBL's tour proven DuraFlex™ finish. Grilles are made from dent-resistant 16 gauge steel and handles are made from lightweight, glass-filled nylon for added strength and durability. All M10 suspension points are constructed from 14 gauge steel and have been tested with a yield-strength of 1000 lbs. each.



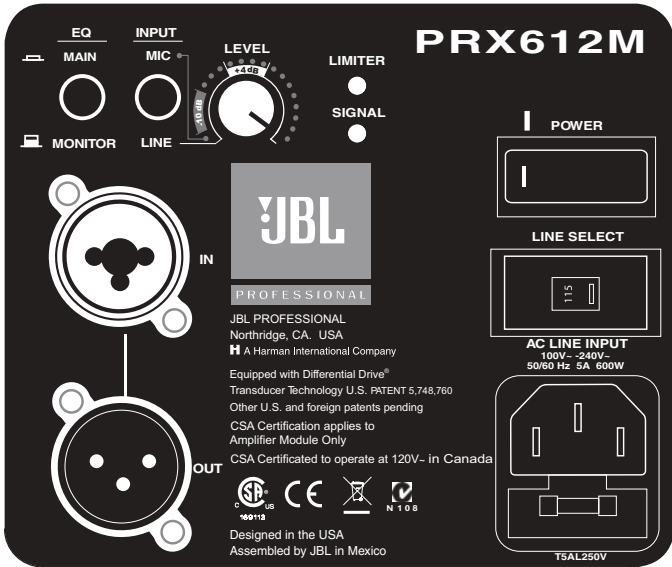
Specifications:

System	
System Type:	Self powered 12", two-way, bass-reflex
Maximum SPL Output:	134 dB (Full Range) peak; 133 dB (Monitor) peak
Frequency Range (-10 dB):	Full Range 50 Hz-19.5 kHz Monitor (vertical orientation) 60 Hz-19.5 kHz Monitor (monitor orientation) 51 Hz-19.5 kHz
Frequency Response (±3 dB):	Full Range 60 Hz-17.5 kHz Monitor (vertical orientation) 90 Hz-18 kHz Monitor (monitor orientation) 61 Hz-18.5 kHz
Input Connectors:	Balanced XLR / 1/4" combo jack with XLR loop through
Input Impedance:	20K ohms (balanced), 10K ohms (unbalanced)
Signal indicators:	Limit: Red LED indicates limiter active condition Signal: Green LED indicates signal present
EQ:	Presets for use in Main and Monitor position
Dynamic Control (Input):	dbx Type IV™ limiter circuit
Crossover Modes:	DSP controlled. LF: 48 dB/Oct filter slope High & Low Pass; HF: 36 dB/Oct High Pass
Crossover Frequency:	2 kHz
Amplifier	
Design:	Crown® Class D
Power Rating:	1000 W (2 x 500)
Speaker	
LF Driver:	1 x JBL 262F-1 380 mm (12 in) Differential Drive® dual voice-coil and magnetic gap, neodymium woofer
HF Driver:	1 x JBL 2408H-1 37.5 mm (1.5 in) annular polymer diaphragm, neodymium compression driver
Coverage Pattern:	90° x 50° nominal
Directivity Index (DI):	9.8 dB
Directivity Factor (Q):	9.6
Enclosure:	Asymmetrical, 18 mm, plywood
Suspension/ Mounting:	Dual 36 mm pole socket, 8 x M10 Suspension Points and 1 x M10 Pull-Back Point
Transport:	Integrated handle with backing cup
Finish:	Obsidian DuraFlex™ finish
Grille:	Powder coated, Obsidian, 16 gauge perforated steel with acoustically transparent black cloth backing.
Input Connectors:	Balanced XLR / 1/4" combo jack with XLR loop through
Dimensions (H x W x D):	592 mm x 353 mm x 340 mm (23.3" x 13.9" x 13.4")
Net Weight:	15.6 kg (34.5 lb)
Gross Weight:	19.2 kg (42.5 lb)

Maximum Peak output measured with IEC pink noise at 1 meter in front of speaker baffle under free space conditions. Measurement instrument set to peak hold. Speaker muted and released at full power, recording maximum peak level.

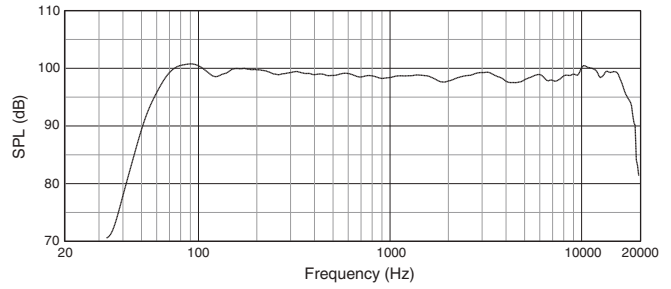
JBL continually engages in research related to product improvement. Some materials, production methods and design refinements are introduced into existing products without notice as a routine expression of that philosophy. For this reason, any current JBL product may differ in some respect from its published description, but will always equal or exceed the original design specifications unless otherwise stated.

► PRX612M 12" Self Powered Two-Way, Bass-Reflex

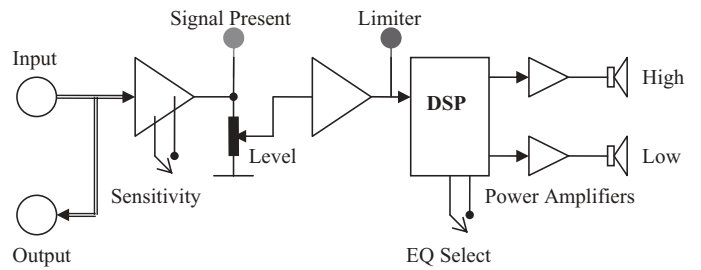


PRX612M Input Panel

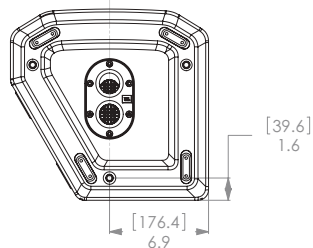
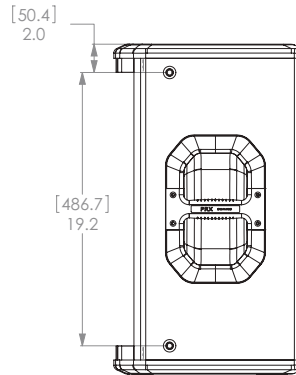
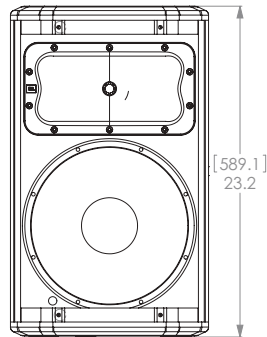
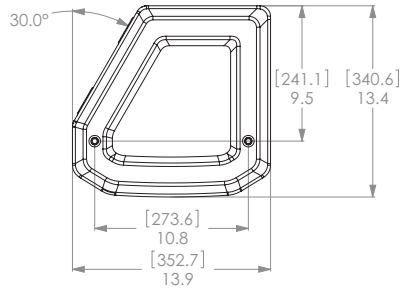
Frequency Response



Block Diagram



Dimensions in (mm) inches



JBL Professional
8500 Balboa Boulevard, P.O. Box 2200
Northridge, California 91329 U.S.A.

© Copyright 2010 JBL Professional
www.jblpro.com

SS PRX612M
CRP
05/10