



PRX615M Self Powered 15", Two-Way, Bass-Reflex

Professional Series

Features:

- ▶ Maximum SPL Output 135 dB peak
- ▶ 380 mm (15 in) Differential Drive® dual voice-coil and magnetic gap, neodymium woofer
- ▶ 37.5 mm (1.5 in) annular polymer diaphragm, neodymium magnet compression driver
- ▶ 1000 Watt (dual 500 watt) Class-D, Crown® digital amplifier
- ▶ DSP input section with dbx® Type IV™ limiter circuit, crossover, dynamic limiting, component optimization, selectable system EQ
- ▶ Professional XLR line and ¼ in Mic/Instrument inputs, with loop-through
- ▶ Integrated 36 mm dual-angle pole mount socket
- ▶ Obsidian DuraFlex™ coated plywood construction
- ▶ Large glass-filled nylon handlebar with a fine tuned ergonomic rubber grip for maximum comfort
- ▶ 8 M10 Suspension points and 1 pullback point

Application:

The two-way 15 in is the most recognizable form of portable PA loudspeaker and offers the perfect balance between size and performance. The PRX615M truly is an exception; it is small, light weight, versatile and powerful. The performance and asymmetrical design make this a perfect choice for musicians, entertainers and DJs when portability is key, or, when hung by the suspension points, an exceptional light-duty installation speaker. All PRX600 Series speakers were designed to excel in the real world of sound reinforcement where challenging audio environments, high ambient noise levels and loud volumes are the norm. For applications requiring full bandwidth sound reproduction, using only a pair of speakers, the PRX615M delivers the optimum balance. For live music, recorded music playback and speech, the user has the option of tailoring the EQ, 'flat' for speech intelligibility, and 'boost' for enhanced bass and crisp highs in recorded music playback. A microphone can be directly connected to the speaker input for quick on-the-fly PA applications. Coupled with a PRX600 sub-woofer the system becomes an incredibly efficient, loud, full-range sound system.

The PRX615M is comprised of a 380 mm (15 in) 265F-1 Differential Drive® dual voice-coil and magnetic gap, neodymium woofer, a 2408H-1 37.5 mm (1.5 in) annular polymer diaphragm, neodymium compression driver mounted to a 90° by 50° horn, all driven by 1000 watt (dual 500 watt) Crown® Class-D power amplifier. A proprietary DSP chip is at the core of a fully featured input section, providing user selectable system EQ, protection, input sensitivity selection, cross-over functionality, dynamic limiting and discrete component optimization.

The amplifier input panel offers XLR or ¼ in jack compatibility and a sensitivity switch provides extra flexibility, making it possible to connect literally any sound source without using a mixer. Signal present and overload lights indicate the system status and assist in setting the optimum level, via the level control knob.

All PRX600 cabinets are built from a combination of 25 mm (on the top and bottom for added rigidity) and 18 mm, strong, lightweight poplar plywood made structurally sound with tongue and groove joints. All PRX600 Series cabinets are protected by JBL's tour proven DuraFlex™ finish. Grilles are made from dent-resistant 16 gauge steel and handles are made from lightweight, glass-filled nylon for added strength and durability. All M10 suspension points are constructed from 14 gauge steel and have been tested with a yield-strength of 1000 lbs. each.




Specifications:

System	
System Type:	Self powered 15", two-way, bass-reflex
Maximum SPL Output:	135 dB (Full Range) peak, 134 dB (Monitor) peak
Frequency Range (-10 dB):	Full Range 45 Hz - 19 kHz Monitor (vertical orientation) 55 Hz - 19 kHz Monitor (monitor orientation) 48 Hz - 20 kHz
Frequency Response (±3 dB):	Full Range 54 Hz - 18 kHz Monitor (vertical orientation) 75 Hz - 18.5 kHz Monitor (monitor orientation) 60 Hz - 18 kHz
Input Connectors:	Balanced XLR / 1/4" combo jack with XLR loop-through
Input Impedance:	20K ohms (balanced), 10K ohms (unbalanced)
Signal indicators:	Limit: Red LED indicates limiter active condition Signal: Green LED indicates signal present
EQ:	Presets for use in Main and Monitor position
Dynamic Control (Input):	dbx Type IV™ limiter circuit
Crossover Modes:	DSP controlled. LF: 48 dB/Oct filter slope High & Low Pass; HF: 36 dB/Oct High Pass
Crossover Frequency:	1.8 kHz
Amplifier	
Design:	Crown® Class D
Power Rating:	1000 W (2 x 500)
Speaker	
LF Driver:	1 x JBL 265F-1 380 mm (15") Differential Drive® dual voice-coil and magnetic gap, neodymium woofer
HF Driver:	1 x JBL 2408H-1 37.5 mm (1.5") annular polymer diaphragm, neodymium compression driver
Coverage Pattern:	90° x 50° nominal
Directivity Index (DI):	10.0 dB
Directivity Factor (Q):	10.0
Enclosure:	Asymmetrical, 18 mm, plywood
Suspension/ Mounting:	Dual 36 mm pole socket, 8 x M10 Suspension Points and 1 x M10 Pull-Back Point
Transport:	Integrated handle with backing cup
Finish:	Obsidian DuraFlex™ finish
Grille:	Powder coated, Obsidian, 16 gauge perforated steel with acoustically transparent black cloth backing.
Input Connectors:	Balanced XLR / 1/4" combo jack with XLR loop-through
Dimensions (H x W x D):	660 mm x 429 mm x 414 mm (26" x 16.9" x 16.3")
Net Weight:	19.7 kg (43.5 lb)
Gross Weight:	24.2 kg (53.5 lb)

Maximum Peak output measured with IEC pink noise at 1 meter in front of speaker baffle under free space conditions. Measurement instrument set to peak hold. Speaker muted and released at full power, recording maximum peak level.

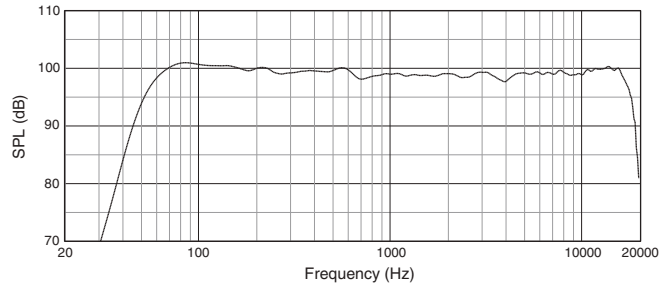
JBL continually engages in research related to product improvement. Some materials, production methods and design refinements are introduced into existing products without notice as a routine expression of that philosophy. For this reason, any current JBL product may differ in some respect from its published description, but will always equal or exceed the original design specifications unless otherwise stated.

► PRX615M 15" Self Powered Two-Way, Bass-Reflex

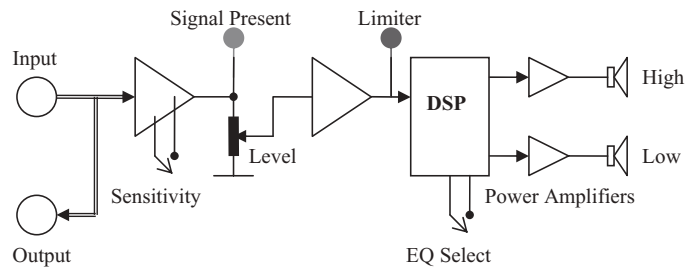


PRX615M Input Panel

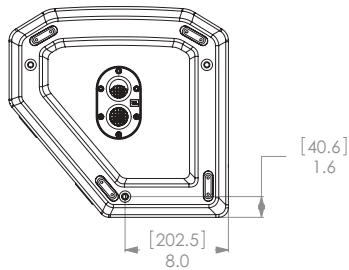
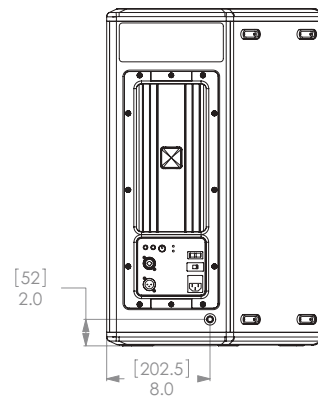
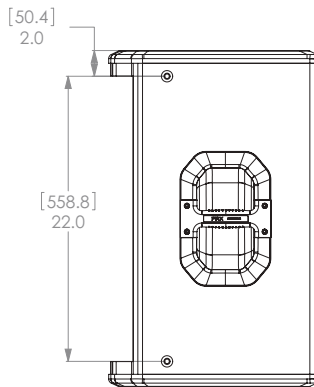
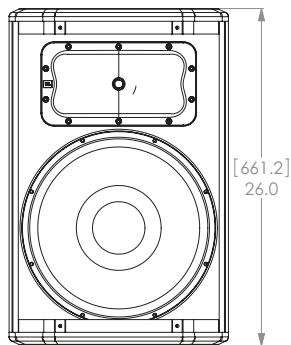
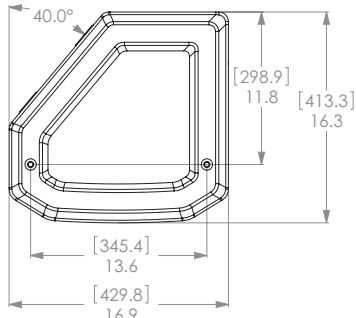
Frequency Response



Block Diagram



Dimensions in (mm) inches



JBL Professional
8500 Balboa Boulevard, P.O. Box 2200
Northridge, California 91329 U.S.A.

© Copyright 2010 JBL Professional
www.jblpro.com

SS PRX615M
CRP
05/10