



SRX700

S E R I E S

S R X 7 1 2 M

S R X 7 1 5

S R X 7 2 2

S R X 7 2 5

S R X 7 3 8

S R X 7 1 8 S

S R X 7 2 8 S

SRX700



For over a decade, JBL SR and SRX series speakers have represented the best performance, highest quality, and most advanced driver technology available to portable PA users. The SRX700 series continues that tradition and moves the bar even higher.

The advanced technology of SRX700 series speakers delivers the power and performance you would expect from the highest quality, professional systems. At the same time, JBL innovation and design have reduced system weight so load in and load out are a breeze. All this performance is housed in rugged JBL enclosures for years of superb performance.

High Power

Amplifier manufacturers are building amps that can produce more power at less cost than ever before. The SRX700 series lets you unleash that power with a new generation of high-power low-frequency drivers. That would be enough for most manufacturers, but JBL accomplished this while also greatly reducing the weight of the drivers.

Incredibly Lightweight

SRX700 uses JBL's patented Differential Drive[®] woofers with neodymium magnets. Neodymium's magnetic properties allow a few ounces to replace pounds of conventional magnet material. While other speaker manufacturers may use neodymium, JBL engineers created a design that reduces the massive (and heavy) steel top plates, back plates, and pole pieces that complete the "magnetic circuit". The JBL Differential Drive design uses two voice-coils for greater power handling and actually puts the small neodymium magnets inside the voice-coil. This design greatly reduces weight while increasing power capacity, decreasing distortion, and reducing power compression.



If you need a detachable rigging solution, select the optional SRX-FF3 flying fitting kit. This kit includes 3 fittings that attach to the track on the SRX700F models.

For fixed installation, use the optional JBL 229-00009-01 which includes 3 x M10, forged eyebolts and washers.

All SRX700F models are equipped with 5 suspension points.



Suspension

Flying versions of the SRX700 two and three-way models are also available as SRX700F models. These offer you the option of selecting economical, forged eyebolts for fixed installation or the convenience of detachable track fittings for portable applications. Just choose the hardware kit that's right for your application.

Bi-Amp or Full-Range Operation

All SRX700 two and three-way models may be operated full-range or bi-amplified. The selection is made by means of a high-current, recessed switch mounted on the input plate. The switch is accessible while also being protected from accidental mis-setting.

The same switch arrangement is used on the subwoofer to select ± 1 or ± 2 operation.



Construction

SRX700 is constructed of top quality birch plywood and coated in JBL's rugged DuraFlex™ finish. Extensive use of internal braces and bulkheads makes the enclosures extremely rigid. This reduces acoustic losses caused by panel resonance. The attractive CNC-machined, 16-gauge steel grille wraps around the sides of the enclosure so there are no protruding lips on the front of the system to create acoustical interference. The grilles are internally lined with acoustically transparent foam to provide additional driver protection and give a totally professional appearance.



The JBL 100 Hour Torture Test

Put on a set of industrial hearing protectors, step through three sound-proof doors and you're in the JBL power test room. This is where JBL speaker designs are pushed to the limit. In 100 hours, we subject a new design to more abuse than it's likely to see in a lifetime of real-world use. The systems are pummeled by high-power amplifiers pushing shaped random noise with a 6 dB crest factor into the speakers. This test pushes the thermal and mechanical limits of woofers, compression drivers and cross-over components. If there's a weak link in the system design, this test will find it before the design is finalized. No one in the industry uses a more demanding testing standard.





SRX712M – 12" two-way stage monitor

The SRX712M was designed with one goal – build the lightest, smallest, loudest, clearest stage monitor possible while delivering a strikingly professional appearance. The SRX712M uses a 12" Differential Drive[®] woofer and a 3" (voice-coil diameter) compression driver. The system handles 800 watts (continuous) power yet is only 12" high (305 mm) in the monitor position. A 50° x 90° horn provides smooth, even coverage regardless of the position of the performer. For utility speaker applications, the SRX712M can be tripod mounted or over a subwoofer with JBL's dual angle pole mount providing 0° or 10° down tilt for optimum audience coverage.

dbx DriveRack[®] users may select controller settings optimizing the SRX712M for stage monitor or front of house applications (requires bi-amplified operation of the SRX712M).

For suspension or truss mounting, the optional SRX712M-YK yoke bracket is available with attachment points for a wide range of suspension and truss mounting hardware.



SRX715 – 15" two-way

The SRX715 offers the highest level of performance available from a portable pole or tripod mountable speaker. Equipped with a 2265H Differential Drive woofer, the SRX715 handles 800 watts (continuous) while weighing only 48 lb (22 kg). A 2431H 3" diaphragm, neodymium compression driver on a 75° by 50° horn makes the SRX715 the best choice for general purpose sound reinforcement, live performance, music playback or speech. When the application calls for increased low-frequency extension, add the SRX728S or SRX718S subwoofer.



SRX722 – Dual 12" two-way

Taking a page from high performance hot-rod design, JBL filled the smallest possible cabinet with the highest possible power capacity. Especially suited for subwoofer-equipped systems, the SRX722 delivers very high acoustic output from a compact, easily transported system. A pair of 2262H Differential Drive woofers handles 1600 watts (continuous) of power. Top these off with the world-class, 2452H 4" compression driver, and you have big PA performance that fits easily into a sport utility vehicle.



SRX725 – Dual 15" two-way

For the ultimate in performance and simplicity, a pair of SRX725s and a single, high-power amplifier delivers superb high-level music and powerful bass. A pair of JBL 2265H Differential Drive drivers handles an amazing 1200 watts of continuous power. The 2452H 4" compression driver, respected worldwide as one of the finest high-powered transducers made, provides smooth, clear mids and highs. Despite this performance, the SRX725 weighs only 100 lb (45 kg).



SRX718S – 18" subwoofer

The SRX718S subwoofer's compact design is equally at home as a small, high-performance satellite subwoofer system or as a building block for larger subwoofer arrays. The 13-ply birch enclosure is rigidly braced for solid response. A top-mounted, M20 threaded pole receptacle is used to ensure that even heavier, high-power satellite speakers can be securely mounted using the optional, adjustable SS4-BK speaker pole. Threaded insert points are provided for attachment of the optional WK-4S wheel kit.



SRX728S – Dual 18" subwoofer

The SRX728S is built to deliver smooth, clean, accurate low-end. A pair of 18" Differential Drive woofers provide extension down to 27 Hz while handling an amazing 1600 watts of continuous power. Large, open ducts minimize port turbulence and the heavily braced enclosure assures tight, solid bass. An external switch allows the SRX728S to be used with cabling systems designed to power subs from contacts ± 1 or ± 2 .



The SRX700 line consists of seven models, each with distinct characteristics and applications. If your requirement is for high-performance PA, there's an SRX700 model for you.

SRX738 – 18" three-way

Combining the performance of a subwoofer/satellite system with single-enclosure ease-of-use, the SRX738 uses a 2268H 18" Differential Drive® woofer for world-class low-end performance, even without a sub. Mids are handled by a 2169H 8" driver using JBL's CMCD™ Cone Midrange Compression Driver technology that provides very low midrange distortion, increased sensitivity, extended bandwidth and improved phase coherence. The high frequency driver is mounted to a 60° x 40° waveguide hosting a 3" (voice coil) 2431H high-frequency driver.

Ideally suited to sound reinforcement and music playback use where low-frequency extension, midrange clarity and projection are critical, mobile DJs and musicians will appreciate the simplicity and performance of the SRX738. Sound companies will also find the SRX738 to be a flexible addition to their arsenals.

The SRX738 may be used in full-range or bi-amplified modes with a passive cross-over handling the transition from the mid-range to the high-frequency driver.


SRX738 3-way	Low	Mid	High
Typical 3-way	Low	Mid	High
Typical 2-way	Low	High	

Typical 3-way systems don't cover any more of the audible spectrum than 2-way systems. But the SRX738 uses an 18" woofer to take the lows down to frequencies that can usually be reached only by a subwoofer.

Differential Drive® U.S. Patent 5, 748,760; other U.S. and foreign patents pending.



Photographed with grilles removed to show configuration.



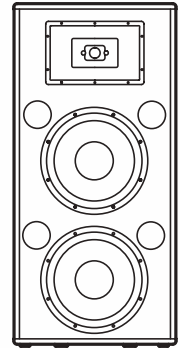
SRX712M

System Type: 12", two-way, bass-reflex, stage-monitor / utility
Frequency Range (-10 dB): 70 Hz – 20 kHz
Frequency Response (±3 dB): 83 Hz – 18 kHz
Coverage Pattern: 90° x 50° nominal
Dimensions (H x W x D): 349 mm x 546 mm x 260 mm (13.75 in x 21.5 in x 10.25 in)
Net Weight: 15 kg (33 lb)
LF Driver: 1 x JBL 2262H
 Differential Drive® woofer
HF Driver: 1 x JBL 2431H 3" (voice coil) compression driver
Sensitivity (1w/1m): 96 dB SPL (Passive Mode)
Nominal Impedance: 8 ohms
Rated Maximum SPL: 131 dB SPL @1 m (3.3 ft)
Power Rating²: 800 W / 1600 W / 3200 W (Continuous/Program/Peak)
Input Connectors: Neutrik® Speakon® NL-4 (x2)
Suspension / Mounting: Dual angle, 35 mm pole socket
 2 x M10 fittings for optional SRX712M-YK yoke


Available Accessories:
 SRX712M-CVR: Pull-over padded cover
 SRX712M-YK: Suspension / mounting yoke

System Type: Dual 15", two-way, bass-reflex
Frequency Range (-10 dB): 37 Hz – 20 kHz
Frequency Response (±3 dB): 53 Hz – 20 kHz
Coverage Pattern: 75° x 50° nominal
Dimensions (H x W x D): 1219 mm x 541 mm x 508 mm (48 in x 21.3 in x 20 in)
Net Weight: 43 kg (96 lb)
LF Driver: 2 x JBL 2265H
 Differential Drive® woofer
HF Driver: 1 x JBL 2452H 4" (voice-coil) compression driver
Sensitivity (1w/1m): 99 dB SPL (Passive Mode)
Rated Maximum SPL: 136 dB SPL @1 m (3.3 ft)
Nominal Impedance: 4 ohms
Power Rating²: 1200 W / 2400 W / 4800 W (Continuous/Program/Peak)
Suspension / Mounting: 5 x track and M10 suspension points ("F" version only)

Available Accessories:
 SRX725-CVR: Pull-over padded cover
 Flying / suspension hardware for "F" versions only
 SRX-FF3: 3 x detachable flying fittings
 229-00009-01: 3 x 10 mm forged eyebolt kit



SRX725




SRX715

System Type: 15", two-way, bass-reflex
Frequency Range (-10 dB): 43 Hz – 20 kHz
Frequency Response (±3 dB): 53 Hz – 20 kHz
Coverage Pattern: 75° x 50° nominal
Dimensions (H x W x D): 711 mm x 439 mm x 406 mm (28 in x 17.3 in x 16 in)
Net Weight: 22 kg (48 lb)
LF Driver: 1 x JBL 2265H
 Differential Drive® woofer
HF Driver: 1 x JBL 2431H 3" (voice coil) compression driver
Sensitivity (1w/1m): 96 dB SPL (Passive Mode)
Nominal Impedance: 8 ohms
Rated Maximum SPL: 131 dB SPL @1 m (3.3 ft)
Power Rating²: 800 W / 1600 W / 3200 W (Continuous/Program/Peak)
Suspension / Mounting: Dual angle, 35 mm pole socket
 5 x track and M10 suspension points ("F" version only)


Available Accessories:
 SRX715-CVR: Pull-over padded cover
 Flying / suspension hardware for "F" versions only
 SRX-FF3: 3 x detachable flying fittings
 229-00009-01: 3 x 10 mm forged eyebolt kit

System Type: 18", three-way, bass-reflex
Frequency Range (-10 dB): 35 Hz – 20 kHz
Frequency Response (±3 dB): 44 Hz – 20 kHz
Coverage Pattern: 60° x 40° nominal
Dimensions (H x W x D): 1092 mm x 541 mm x 648 mm (43 in x 21.3 in x 25.5 in)
Net Weight: 43 kg (95 lb)
LF Driver: 1 x JBL 2268H
 Differential Drive® woofer
MF Driver: 1 x JBL 2169H Differential Drive CMCD™ (Cone Midrange Compression Driver)
HF Driver: 1 x JBL 2431H 3" (voice coil) compression driver
Sensitivity (1w/1m): 95 dB SPL (Passive Mode)
Rated Maximum SPL: 130 dB SPL @1 m (3.3 ft)
Nominal Impedance: 8 ohms
Power Rating²: 800 W / 1600 W / 3200 W (Continuous/Program/Peak)
Suspension / Mounting: 5 x track and M10 suspension points ("F" version only)

Available Accessories:
 SRX738-CVR: Pull-over padded cover
 Flying / suspension hardware for "F" versions only
 SRX-FF3: 3 x detachable flying fittings like new
 229-00009-01: 3 x 10 mm forged eyebolt kit



SRX738



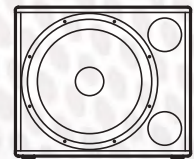
SRX722

System Type: Dual 12", two-way, bass-reflex
Frequency Range (-10 dB): 72 Hz – 20 kHz
Frequency Response (±3 dB): 81 Hz – 20 kHz
Coverage Pattern: 75° x 50° nominal
Dimensions (H x W x D): 965 mm x 394 mm x 394 mm (38 in x 15.5 in x 15.5 in)
Net Weight: 32 kg (72 lb)
LF Driver: 2 x JBL 2262H
 Differential Drive® woofer
HF Driver: 1 x JBL 2452H 4" (voice coil) compression driver
Sensitivity (1w/1m): 97 dB SPL (Passive Mode)
Nominal Impedance: 4 ohms
Rated Maximum SPL: 135 dB SPL @1 m (3.3 ft)
Power Rating²: 1200 W / 2400 W / 4800 W (Continuous/Program/Peak)
Suspension / Mounting: 5 x track and M10 suspension points ("F" version only)

Available Accessories:
 SRX722-CVR: Pull-over padded cover
 Flying / suspension hardware for "F" versions only
 SRX-FF3: 3 x detachable flying fittings
 229-00009-01: 3 x 10 mm forged eyebolt kit

System Type: 18" bass-reflex subwoofer
Frequency Range (-10 dB): 31 Hz – 220 Hz
Frequency Response (±3 dB): 34 Hz – 220 Hz
Dimensions (H x W x D): 508 mm x 597 mm x 749 mm (20.0 in x 23.5 in x 29.5 in)
Net Weight: 36 kg (79 lb)
LF Driver: JBL 2268H
 Differential Drive® woofer
Sensitivity (1w/1m): 95 dB SPL
Rated Maximum SPL: 130 dB SPL @1 m (3.3 ft)
Nominal Impedance: 8 ohms
Power Rating²: 800 W / 1600 W / 3200 W (Continuous/Program/Peak)
Pole Mount: Top mounted M20 threaded socket for optional SS4-BK pole

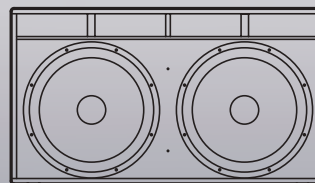
Available Accessories:
 SRX718S-CVR: Pull-over padded cover
 SS4-BK: Adjustable, heavy-duty pole, M20 thread to 35 mm
 WK-4S: Caster kit (compatible with SRX718S-CVR).



SRX718S

System Type: Dual 18" bass-reflex subwoofer
Frequency Range (-10 dB): 27 Hz – 220 Hz
Frequency Response (±3 dB): 33 Hz – 220 Hz
Dimensions (H x W x D): 602 mm x 1067 mm x 838 mm (23.7 in x 42 in x 33 in)
Net Weight: 76 kg (166.5 lb)
LF Driver: 2 x JBL 2268H
 Differential Drive® woofer
Sensitivity (1w/1m): 98 dB SPL
Rated Maximum SPL: 136 dB SPL @1 m (3.3 ft)
Nominal Impedance: 4 ohms (parallel mode)
 8 ohms x 2 (discrete mode)
Power Rating²: 1600 W / 3200 W / 6400 (Continuous/Program/Peak)

Available Accessories:
 SRX728S-CVR: Pull-over padded cover



SRX728S

¹IEC filtered noise with 6 dB crest factor, 2 hrs.
²40 Hz – 120 Hz pink noise with 6 dB crest factor, 2 hrs.