


S P E C I F I C A T I O N S



HV™ 1580 Full-Range, Two-Way Enclosure

SPECIFICATIONS

Frequency Response, 1 meter, on-axis, swept sine in anechoic environment:

55 Hz to 19 kHz

Low-Frequency Cut-Off (-3 dB point):

55 Hz

Usable Low-Frequency Limit (-10 dB point):

47 Hz

Power Handling:

300 W continuous (48.9 V RMS)
600 W program

Sound Pressure Level, 2.83 V (1 watt) • 1 meter in anechoic environment:
99 dB

Maximum Sound Pressure Level:
122 dB

Radiation Angle Measured at -6 dB Point of Polar Response:

500 Hz to 1.6 kHz:
Horizontal: 98° ±18°
Vertical: 90° ±10°

1.6 kHz to 5 kHz:
Horizontal: 76° ±9°
Vertical: 62° ±16°

5 kHz to 16 kHz:
Horizontal: 63° ±17°
Vertical: 39° ±5°

Directivity Factor, Q (Mean):
8.5

Directivity Index, D_i (Mean):
9.3 dB

Transducer Complement:
One A/A 1558 DT™ woofer
One A/A 4000T™ driver coupled to a CH-5™ constant-directivity horn

Box Tuning Frequency:
54 Hz

Harmonic Distortion:

1/100 rated power

2nd harmonic:
100 Hz, 0.8%
1 kHz, 0.16%

3rd harmonic:
100 Hz, 0.28%
1 kHz, 0.19%

1/10 rated power

2nd harmonic:
100 Hz, 2.5%
1 kHz, 0.35%

3rd harmonic:
100 Hz, 3.1%
1 kHz, 0.4%

Input Connections:

Five-position barrier strip

Impedance:

8 ohms (nominal)
5.9 ohms (minimum)

Crossover Frequency:

800 Hz

Enclosure Materials & Finish:

Painted Finish:

3/4" 7-ply Poplar-faced, high-density plywood, gray lacquer paint finish

Natural Finish: (illustrated)

3/4" 9-ply Baltic Birch, void-free plywood, ready for finish of user's choice

Dimensions (H x W x D):

29-1/2" H x 21-1/2" W Front (14-1/4" W Rear) x 17-1/2" D

Net Weight:

104 lbs.

FEATURES

- High power handling
- Metal guard grille
- Integral flying brackets
- A/A 4000T™ Titanium dome compression driver
- 80° x 40° Constant-directivity horn
- A/A 1558 DT™ Woofer
- 800 Hz crossover point
- Trapezoidal design

DESCRIPTION

The new HV™ 1580 is a full-range, two-way enclosure designed specifically for permanent installation. The cabinet is constructed of 3/4" plywood with 10-gauge steel bracing. A black opaque



grille (white optional) is permanently attached to the baffle to provide component protection and cosmetic appeal. The two-way system is comprised of a 15-inch, low-frequency driver and a compression driver loaded into a constant-directivity horn supplying the mid and high frequencies. The frequency spectrum is divided by a two-way passive crossover giving the system a smooth frequency response from 55 Hz out to 19 kHz. As requested by professional sound installers, the HV™ 1580 incorporates a terminal strip to facilitate secure lead connection.

DIRECTIVITY

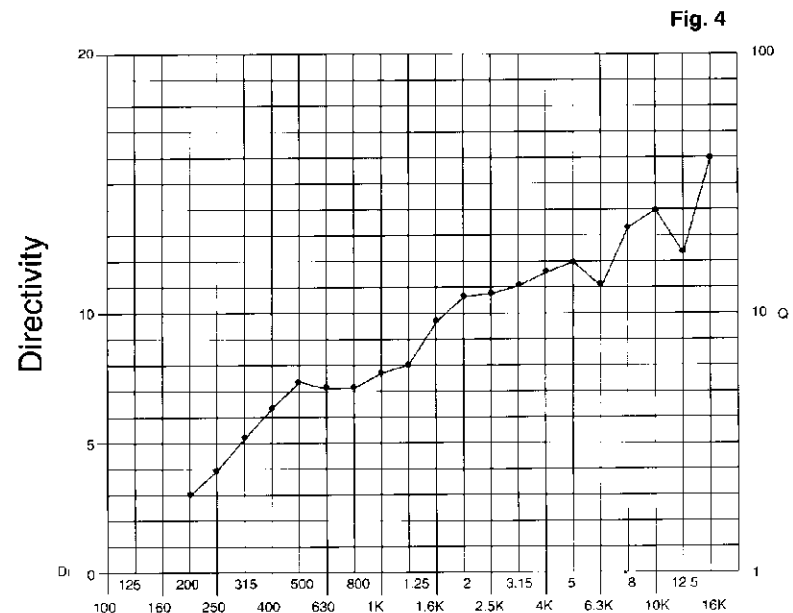
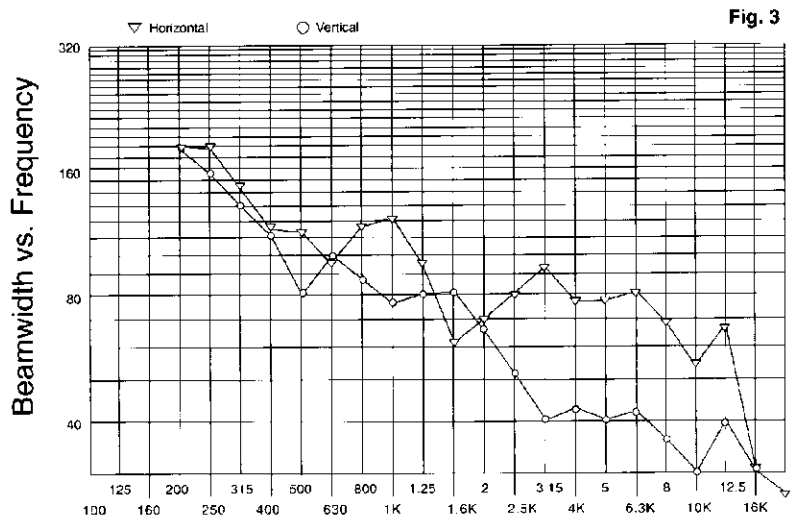
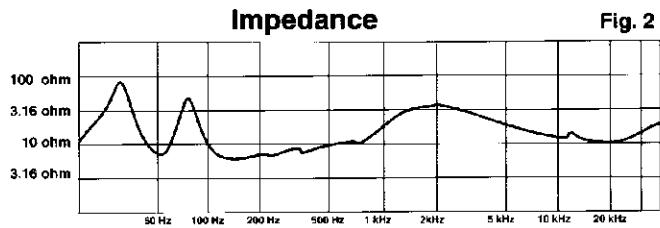
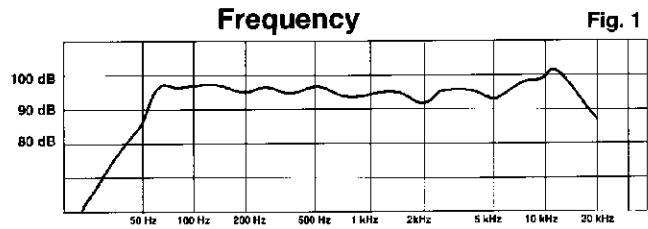
Beamwidth and directivity factors are derived from the -6 dB points from the polar plots, which are measured in a whole-space anechoic environment. These are specifications which provide a reference to the coverage characteristics of the enclosure. These parameters provide insight for proper enclosure placement and installation in the chosen environment. The HV™ 1580 exhibits a desirable beamwidth and directivity factor suitable for all high-level sound reinforcement applications.

FREQUENCY RESPONSE

This measurement is useful in determining how accurately a given enclosure reproduces an input signal. The frequency response of the HV™ 1580 is measured at 1 meter using a 2.83-volt swept sine input. As shown in Figure 1, the selected drivers in the HV™ 1580 combine to give a smooth frequency response from 55 Hz to 19 kHz.

POWER HANDLING

There are many different approaches to power-handling ratings. Peavey rates this speaker system's power handling using a modified form of the AES Standard 2-1984. Utilizing audio band (20 Hz to 20 kHz) pink noise with peaks over four times the RMS level, this strenuous test signal assures the user that every portion of this system can withstand today's high-technology music. The test signal contains large amounts of very low-frequency energy, effectively simulating the frequency content of live music situations. The full measure of high frequencies in the test signal allow for exposure of the speaker system to synthesized tones that may extend beyond audibility. This rating is contingent on having a minimum 3 dB of amplifier headroom available.



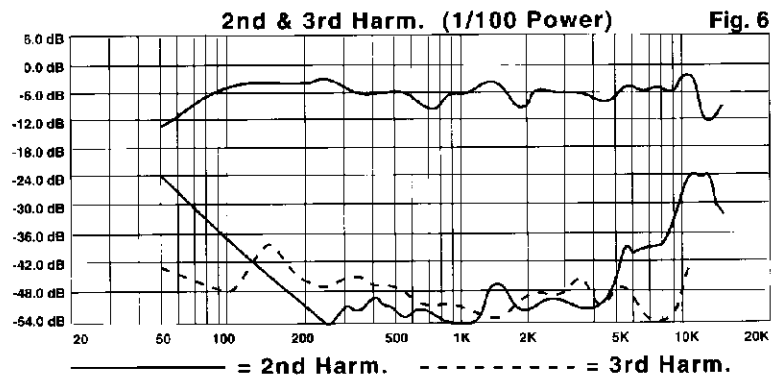
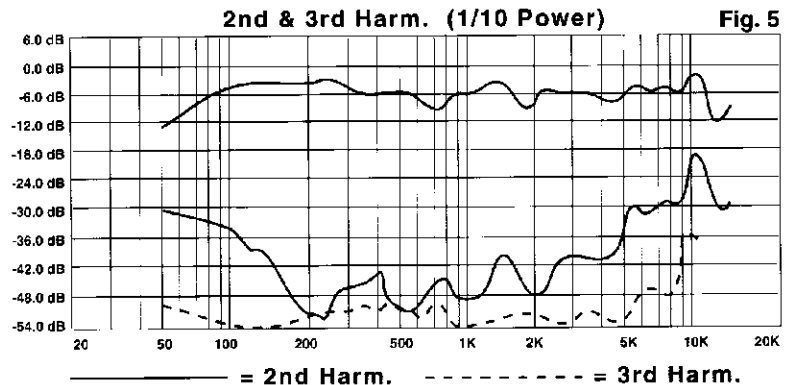
MOUNTING

8 flying points, 1/2"-13 thread.

CAUTION: Before attempting to suspend this speaker, consult a certified structural engineer. Speaker can fall from improper suspension, resulting in serious injury and property damage. Other enclosures may be suspended below one HV™ 1580. However, the combined weight of additional enclosures and all cables, clamps, and other hardware must not exceed 117 pounds. The HV™ 1580 weighs 104 pounds and the maximum combined weight suspended from the uppermost mounting bracket assemblies must not exceed 225 pounds. Maximum enclosure angle 45°. Use only 1/2" forged shoulder machinery eye bolt mil spec MS 51937-5. All associated rigging is the responsibility of others.

ARCHITECTURAL & ENGINEERING SPECIFICATIONS

The loudspeaker system shall have an operating bandwidth of 55 Hz to 19 kHz. The output level shall be 99 dB when measured at a distance of one meter with an input of one watt. The nominal impedance shall be 8 ohms. The continuous power handling shall be 300 watts, with maximum program power of 600 watts and minimum amplifier headroom of 3 dB. The nominal radiation geometry shall be 80 degrees in the horizontal plane and 40 degrees in the vertical plane. The outside dimensions shall be 21-1/2 inches wide-front (14-1/4 inches wide-rear) by 29-1/2 inches high by 17-1/2 inches deep. The weight shall be 104 lbs. The loudspeaker system shall be a Peavey Architectural Acoustics model HV™ 1580.



LIMITED WARRANTY

Peavey Electronics Corporation warrants to the original purchaser of this new Architectural Acoustics product that it is free from defects in material and workmanship. If within one (1) year from date of purchase a properly installed product proves to be defective and Peavey is notified, Peavey will repair or replace it at no charge. (Note: Batteries and patch cords not covered.) "Original purchaser" means the customer for whom the product is originally installed.

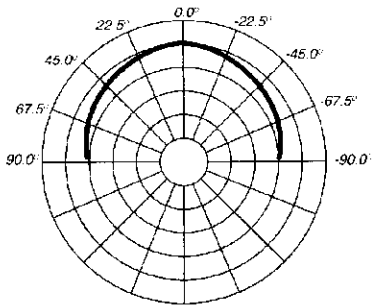
Damage resulting from improper installation, interconnection of a unit or system of another manufacturer, accident or unreasonable use, neglect or any other cause not arising from defects in material and workmanship is not covered by this warranty. The warranty is valid only as to products purchased and installed in the United States.

THIS LIMITED WARRANTY IS IN LIEU OF ANY AND ALL WARRANTIES, EXPRESSED OR IMPLIED, INCLUDING THE IMPLIED WARRANTIES OF MERCHANTABILITY AND FITNESS FOR A PARTICULAR USE. UNDER NO CIRCUMSTANCES WILL PEAVEY BE LIABLE FOR ANY LOST PROFITS, LOST SAVINGS, INCIDENTAL DAMAGES OR CONSEQUENTIAL DAMAGES ARISING OUT OF THE USE OR INABILITY TO USE THE PRODUCT, EVEN IF PEAVEY HAS BEEN ADVISED OF THE POSSIBILITY OF SUCH DAMAGE. THIS LIMITED WARRANTY IS THE ONLY EXPRESSED WARRANTY ON THIS PRODUCT, AND NO OTHER STATEMENT, REPRESENTATION, WARRANTY, OR AGREEMENT BY ANY PERSON SHALL BE VALID OR BINDING UPON PEAVEY.

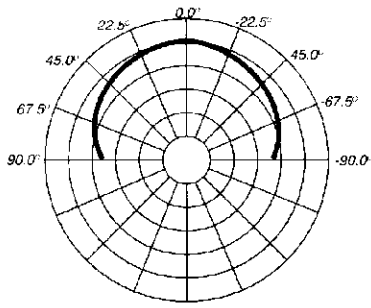
Peavey's liability to the original purchaser for damages for any cause whatsoever and regardless of the form of action is limited to the actual damages up to the greater of Five Hundred Dollars (\$500) or an amount equal to the purchase price of the product that caused the damage or that is the subject of or is directly related to the cause of action. This limitation of liability will not apply to claims for personal injury or damage to real property or tangible personal property allegedly caused by Peavey's negligence. For information on service under this warranty, call a Peavey customer service representative at (601) 483-5376.

HORIZONTAL POLAR PATTERNS

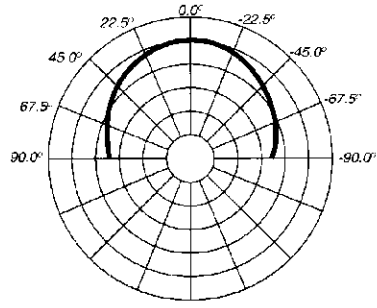
6 dB per division



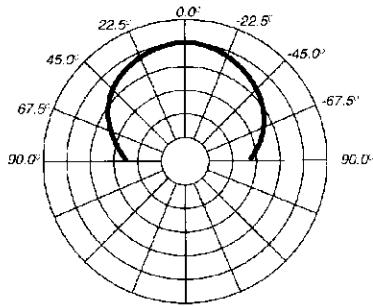
250 Hz



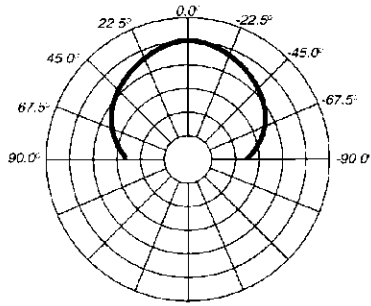
300 Hz



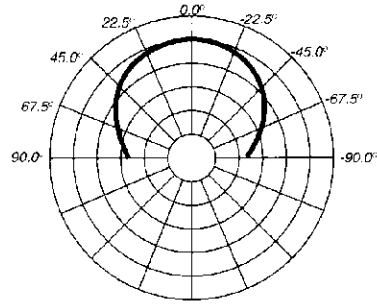
400 Hz



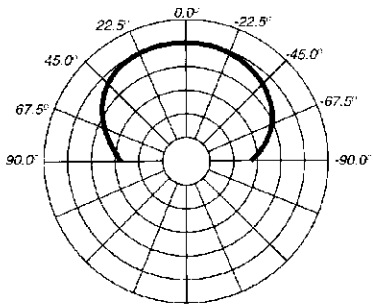
500 Hz



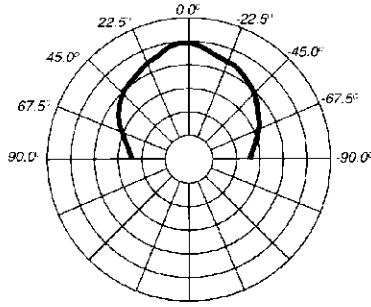
630 Hz



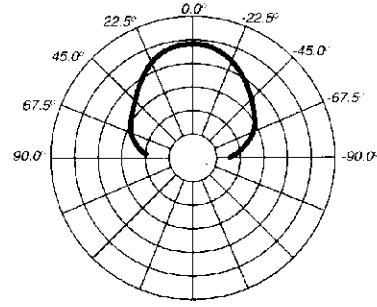
800 Hz



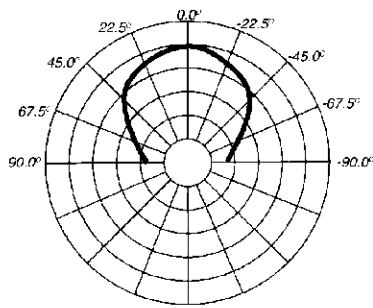
1 kHz



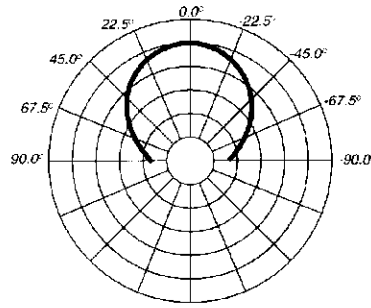
1.25 kHz



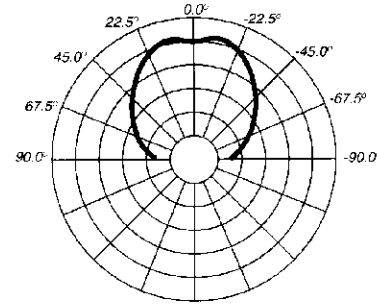
1.6 kHz



2 kHz



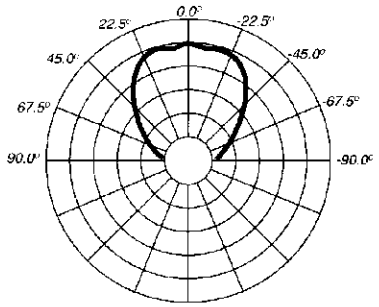
2.5 kHz



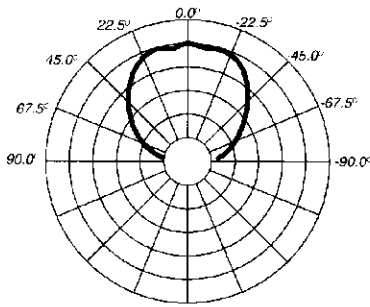
3.15 kHz

HORIZONTAL POLAR PATTERNS

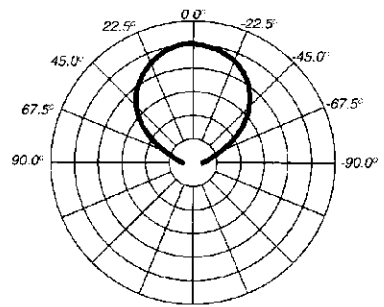
6 dB per division



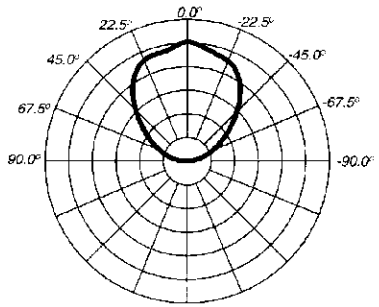
4 kHz



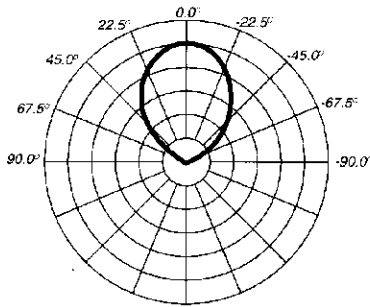
5 kHz



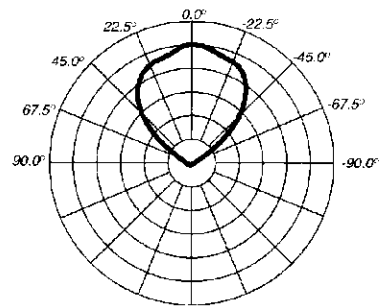
6.3 kHz



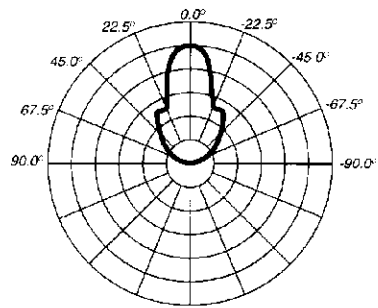
8 kHz



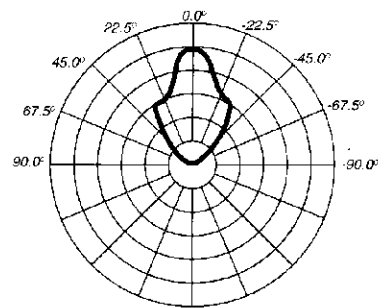
10 kHz



12.5 kHz



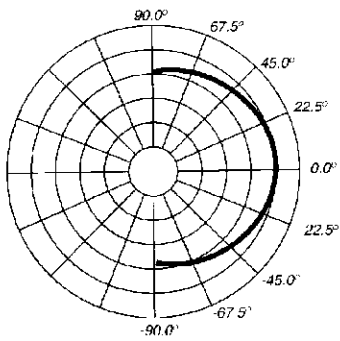
16 kHz



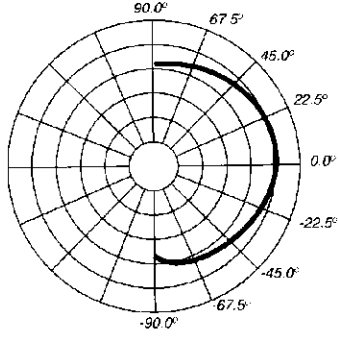
20 kHz

VERTICAL POLAR PATTERNS

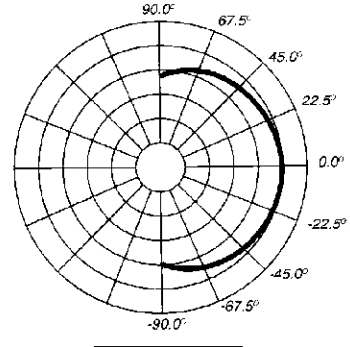
6 dB per division



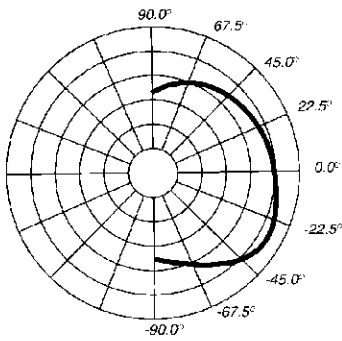
250 Hz



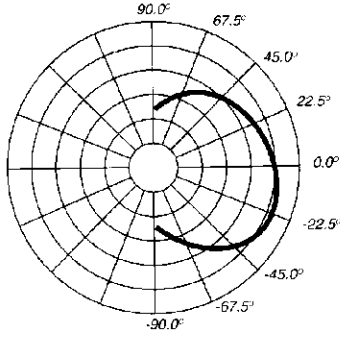
315 Hz



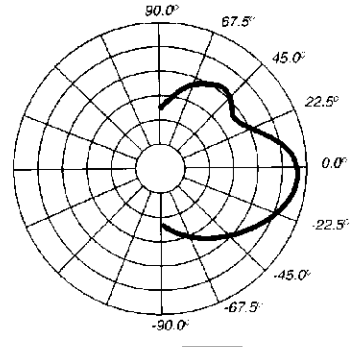
400 Hz



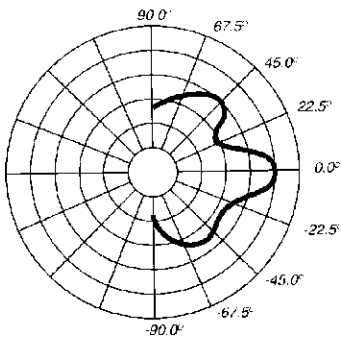
500 Hz



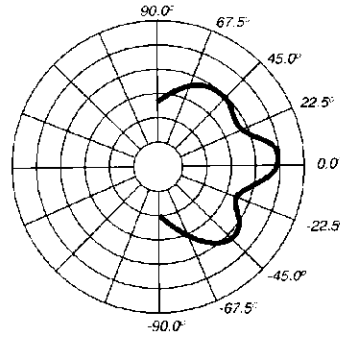
630 Hz



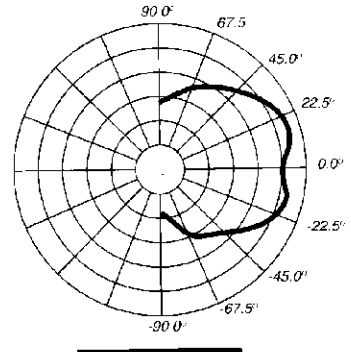
800 Hz



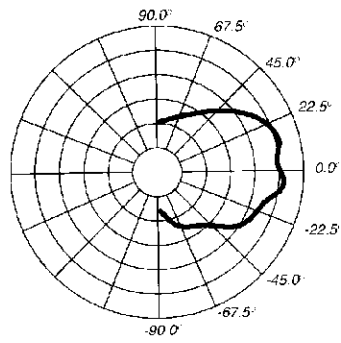
1 kHz



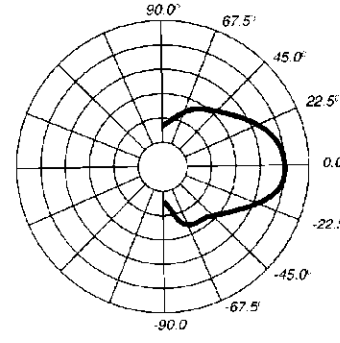
1.25 kHz



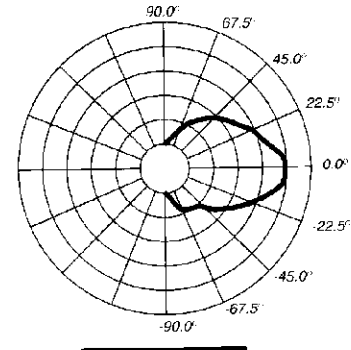
1.6 kHz



2 kHz



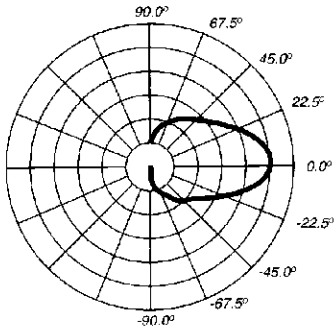
2.5 kHz



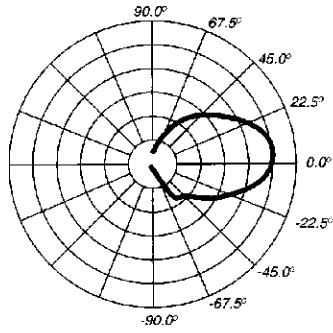
3.15 kHz

VERTICAL POLAR PATTERNS

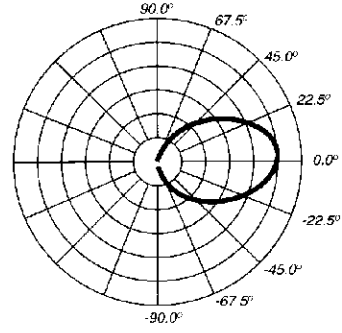
6 dB per division



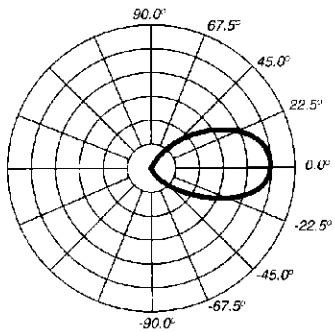
4 kHz



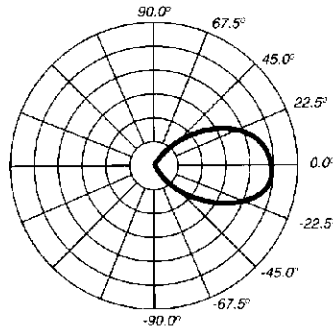
5 kHz



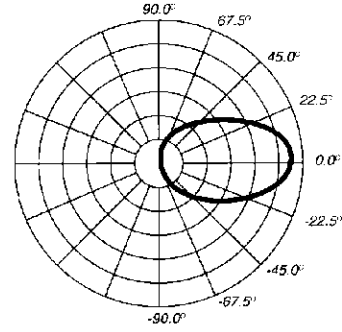
6.3 kHz



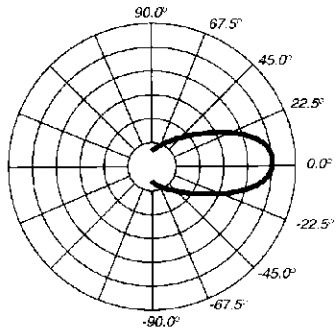
8 kHz



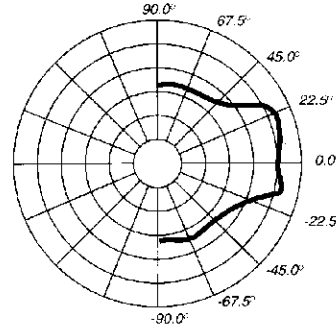
10 kHz



12.5 kHz



16 kHz



20 kHz



PEAVEY[®]
ARCHITECTURAL ACOUSTICS[®]

Features and specifications subject to change without notice.

A Division of **Peavey Electronics Corporation**

711 A Street / Meridian, MS 39301 / U.S.A. / (601) 483-5376 / Fax 486-1278

#80302389

Printed in U.S.A. 11/95

©1995