

YAMAHA

Stage Monitor
Speaker

S2108H



CLEAN, PRECISE MONITOR SOUND WITH A CLEAR VIEW

The Yamaha S2108H is a stage monitor speaker that delivers both outstanding sound and a clear view: superior sound thanks to leading Yamaha speaker technology, and an unobstructed view because it has an exceptionally slim, low-profile design. While giving the artists the clean, well-defined monitor sound they need to deliver their best performance, the S2108H gives the audience an unobstructed view so they see and hear everything they came for.

Compact, Low-Profile Design

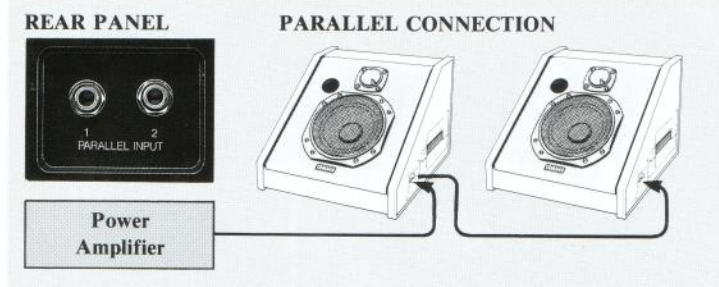
A good monitor system is essential, but a pile of bulky monitor speakers can thoroughly upset the aesthetic appeal of any stage setting. The Yamaha S2108H minimizes this problem with a sleek, low-profile image that's clean and unobtrusive. The sophisticated looks of the S2108H are further enhanced by an elegant black finish that is also surprisingly durable. The compact dimensions and light weight of this system are also an advantage off-stage. The S2108H can be handled safely and easily by a single person for fast, efficient system setup, takedown and transportation.

High-performance 2-way System

The streamlined looks of the S2108H belie the outstanding performance it provides. Its perfectly-balanced 2-way system incorporates an advanced 8" woofer with a super-fine-ceramic-composite cone and a high-performance horn tweeter. The woofer puts out remarkably clean, precise bass right down to the lowest frequencies, while the tweeter delivers high-end response that is crisp and natural. A specially designed crossover network ensures exceptionally smooth, natural transition between the low and mid-to-high frequencies. The overall response is crisp and precise, with enough "punch" for clear intelligibility in virtually any performance situation.

Parallel Connectors Built In

For simple system expansion, the S2108H includes parallel-wired connectors that permit direct parallel connection of two or more units.

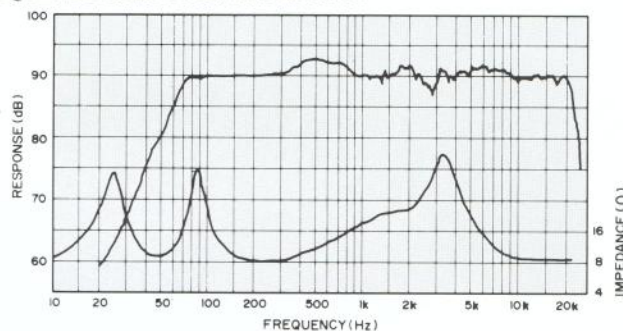


Other Features

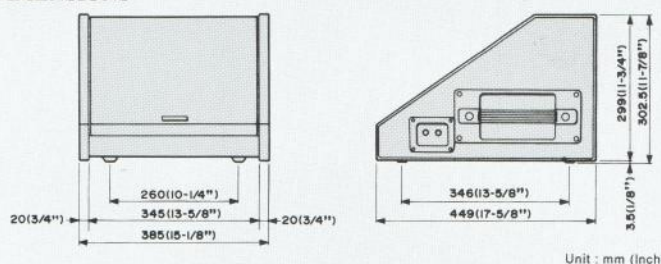
- Rugged protective grille minimizes speaker damage.
- Recessed carrying handle.
- 1/4" phone jack input and parallel connectors.



FREQUENCY RESPONSE/IMPEDANCE



DIMENSIONS



SPECIFICATIONS

Frequency range	50Hz—20kHz
Power capacity	NOISE 50W, PROGRAM 100W, MAX 200W
Nominal impedance	8 ohms
Sensitivity	90 dB SPL (1W, 1m on axis)
Crossover frequency	3.2kHz
Components L.F.	JA2127 20cm (8") cone type × 1
H.F.	JA0562 Horn type × 1
Enclosure	19 litre bass reflex type
Dimensions (W × H × D)	385mm × 302.5mm × 449mm (15-1/8" × 11-7/8" × 17-5/8")
Weight	11.8kg (26 lbs)

All specifications subject to change without notice.

For details please contact:

YAMAHA
YAMAHA CORPORATION
P.O. Box 1, Hamamatsu, Japan