

## Array Series

### Key Features:

- ▶ Perfect Array-Module Design  
Horizontal Horn Pattern Matches Cabinet Side Wall Angle
- ▶ High Technology Transducers  
355 mm (14 in) Ultra-low Distortion Neodymium Woofer with Unique Gap Topology  
38 mm (1½ in) exit, 100 mm (4 in) diaphragm Neodymium Compression Driver
- ▶ Secure Array Flying Ergonomics - S.A.F.E.  
Internal Steel Braces accept Optional Truss Module and Hardware
- ▶ Integrally Designed with JBL Array Series Controllers  
Choose Analog, or Digital Controller for optimum system performance
- ▶ Versatile  
Concert and Theater Reinforcement, A/V Presentation, High Power Installations


### Array Series Systems

JBL's commitment of providing audio professionals the best tools for their work continues with the Array Series. JBL Array Series systems provide the ultimate performance for touring and fixed installations. The high power, compact 4894 provides smooth, predictable coverage and response from both a single box and arrays of multiple boxes. It combines ease of transport with the flexibility to fly or install quickly and safely. Integration of advanced design high power transducers, a new generation of horns, and advanced control electronics provides clearly superior performance. Reliability is designed in, without having to rely on intrusive signal processing.

### Components

Array Series builds upon a solid foundation: more than 40 years of JBL transducer expertise and engineering. The 355 mm (14 in) low frequency transducer represents JBL's commitment to research. New technology includes a unique deep copper-sleeved gap low-distortion motor structure topology, coupled to Vented Gap Cooling (VGC)<sup>1</sup> to provide accurate reproduction at high power levels with minimal power compression.

<sup>1</sup>U.S. Patent #4,308,932



### Specifications:

SYSTEM:	
Frequency Response ( ± 3 dB) <sup>1</sup>	46 Hz 18 kHz
Sensitivity:	100 dB (1 W, 1 m)
Recommended Amplifier Power <sup>2</sup> :	
High Frequency:	300 W at 8 ohms
Low Frequency:	600 W at 8 ohms each transducer (x 2)
Nominal Coverage:	45° horizontal, 35° vertical
LOW FREQUENCY TRANSDUCERS:	
Nominal Diameter:	355 mm (14 in)
Nominal Impedance:	Two transducers with separate pinouts, 8 ohms each
Power Rating:	600 W AES each transducer, 50 Hz to 500 Hz, 1200 W AES total system; 2400 W peak each transducer, 4800 W peak total system
Voice Coil:	100 mm (4 in) edgewound aluminum ribbon
Magnet Assembly:	Ultra linear, neodymium magnet motor structure, Vented Gap Cooling
HIGH FREQUENCY TRANSDUCER:	
Throat Diameter:	38 mm (1½ in) exit
Nominal Impedance:	8 ohms
Power Rating:	75 W AES, 1 kHz to 10 kHz, 300 W peak
Diaphragm:	100 mm (4 in) pure titanium
Voice Coil:	100 mm (4 in) edgewound aluminum ribbon
Magnet Assembly:	Neodymium magnet motor structure
HIGH FREQUENCY HORN	
Type:	Optimized Aperture Flat-Front Bi-Radial®
Material:	Die cast aluminum
Coverage:	45° horizontal, 35° vertical
ENCLOSURE:	
Type:	Vented, 45° included angle trapezoid
Material:	19 mm (¾ in), 13 ply hardwood
Flying System:	S.A.F.E. - JBL proprietary, modular, certified
Finish:	Black textured paint
Grille:	16 ga. perforated steel, foam backed
Connectors:	Parallel 8 pin Neutrik pins 1 ± LFI, pins 2 ± LFI, Pins 3 ± HF
Dimensions:	1066 x 394 x 362 mm H x W x D (42 x 15½ x 14¼ in)
Net Weight:	47.3 kg (104 lb)

<sup>1</sup>Half space measurement

<sup>2</sup>Recommended Power Amplifier ratings are a guide for amplifier selection considering normal program material and line voltage available to amplifiers although lower power amplifiers may be utilized. The 4894 system is capable of greater peak power input.

## ▶ 4894 High Power Two-way Loudspeaker System

A new 38 mm (1½ in) exit neodymium high frequency compression driver with Coherent Wave phasing plug and 100 mm (4 in) titanium diaphragm delivers low distortion response to beyond 20 kHz. A 45° Optimized Aperture Flat-Front Bi-Radial® horn<sup>2</sup> provides accurate pattern control over its entire bandwidth.

### S.A.F.E. Secure Array Flying Ergonomics

Important for both portable and fixed installation applications is the ability to rig a cluster quickly, but with absolute safety. The 4894 has four internal steel braces that are ready to accept optional bolt-on truss modules. Any desired coverage can be quickly assembled using a few basic fittings. Ultimate break strength of this method exceeds 2700 kg (6000 lb). A complete line of hardware is available for any application including flying subwoofers in the array.

### Active Control

The ASC24 provides cost effective analog signal processing with simple setup. The DSC280 offers additional precision, flexibility, and user convenience available only in the digital domain. Both provide superior high level sound quality.

### Enclosure

The system's 45° trapezoidal wedge shape helps optimize array performance. Extremely rigid 19 mm (¾ in) 13 ply hardwood, a textured black paint finish, and a perforated 16 ga. steel grille form a durable package.

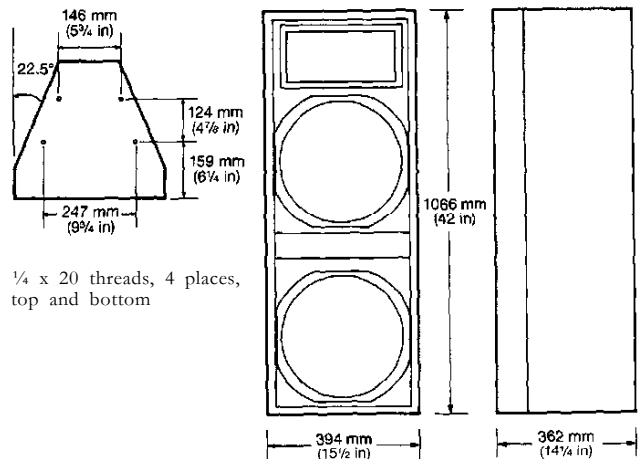
### Applications

The 4894 is ideal for applications requiring high fidelity, high level music reproduction, or high intelligibility speech reinforcement. For applications requiring very low frequency reinforcement the 4893 subwoofers dimensions match the 4894, allowing convenient integration.


OPTIONAL S.A.F.E. FLYING HARDWARE:	
Truss Module:	Cabinet flying truss
Shackle Mount:	Attaches to truss module to create a lifting point
45° Connecting Bar:	Connects two truss modules @ 45° splay
30° Connecting Bar:	Connects two truss modules @ 30° splay for 1 x 3 applications
Quick Release Pin:	Locks S.A.F.E. components
Stacking Bracket:	Vertically attaches two truss modules
Locking Steel Caribiner:	Used with shackle mount
Net Weight Loudspeaker with Truss Modules Installed: 51.8 kg (114 lb)	

<sup>2</sup>U.S. Patent #5,042,072

JBL continually engages in research related to product improvement. New materials, production methods, and design refinements are introduced into existing products without notice as a routine expression of that philosophy. For this reason, any current JBL product may differ in some respect from its published description but will always equal or exceed the original design specifications unless otherwise stated.



### Optional S.A.F.E. Fittings



JBL Professional  
8500 Balboa Boulevard, PO. Box 2200  
Northridge, California 91329 U.S.A.

H A Harman International Company

SS 4894  
CRP 10M  
9/95